

**Dundee Township Park District  
Carpentersville, Illinois  
Annual Financial Report  
For The Year Ended April 30, 2017**

**Dundee Township Park District  
Table of Contents  
For The Year Ended April 30, 2017**

	Page(s)
<u>PART I - INTRODUCTORY SECTION</u>	
Table of Contents	i - ii
<u>PART II - FINANCIAL SECTION</u>	
INDEPENDENT AUDITORS' REPORT	1 - 2
MANAGEMENT'S DISCUSSION AND ANALYSIS	3 - 10
BASIC FINANCIAL STATEMENTS	
Government-Wide Financial Statements	
Statement of Net Position	11
Statement of Activities	12
Fund Financial Statements	
Governmental Funds	
Balance Sheet	13
Statement of Revenues, Expenditures, and Changes in Fund Balances	14
Reconciliation of the Statement of Revenues, Expenditures, and Changes in Fund Balances of Governmental Funds to the Statement of Activities	15
Proprietary Funds	
Statement of Fund Net Position	16
Statement of Revenues, Expenses and Changes in Fund Net Position	17
Statement of Cash Flows	18 - 19
Notes to the Financial Statements	20 - 43
REQUIRED SUPPLEMENTARY INFORMATION	
IMRF Pension Disclosures	44 - 46
MAJOR FUNDS	
Corporate Fund	
Budgetary Comparison Schedule	47
Recreation Fund	
Budgetary Comparison Schedule	48
Special Recreation Fund	
Budgetary Comparison Schedule	49
MAJOR FUNDS	
SUPPLEMENTAL SCHEDULES	
Capital Projects Fund	
Schedule of Revenues, Expenditures and Changes in Fund Balance Budget and Actual	50
Debt Service Fund	
Schedule of Revenues, Expenditures and Changes in Fund Balance Budget and Actual	51

**Dundee Township Park District  
Table of Contents (Continued)  
For The Year Ended April 30, 2017**

	Page(s)
<u>PART II - FINANCIAL SECTION (CONTINUED)</u>	
MAJOR FUNDS (CONTINUED)	
SUPPLEMENTAL SCHEDULES (CONTINUED)	
Randall Oaks Golf Course Fund	
Schedule of Revenues, Expenses and Change in Fund Net Position	
Budget and Actual	52
Bonnie Dundee Golf Course Fund	
Schedule of Revenues, Expenses and Change in Fund Net Position	
Budget and Actual	53
NON-MAJOR FUNDS	
SUPPLEMENTAL SCHEDULES	
COMBINING AND INDIVIDUAL FUND SCHEDULES	
Governmental Funds	
Combining Balance Sheet	54
Combining Statement of Revenues, Expenditures, and	
Changes in Fund Balances (Deficits)	55
Special Revenue Funds	
Illinois Municipal Retirement Fund	
Schedule of Revenues, Expenditures and Changes in Fund Balance	
Budget and Actual	56
Social Security Fund	
Schedule of Revenues, Expenditures and Changes in Fund Balance	
Budget and Actual	57
Liability Insurance Fund	
Schedule of Revenues, Expenditures and Changes in Fund Balance	
(Deficit)	
Budget and Actual	58
Police Fund	
Schedule of Revenues, Expenditures and Changes in Fund Balance	
(Deficit)	
Budget and Actual	59
Working Cash Fund	
Schedule of Revenues, Expenditures and Changes in Fund Balance	
No Legally Adopted Budget	60
<u>PART III - STATISTICAL INFORMATION (UNAUDITED)</u>	
Schedule of Legal Debt Margin	61



## INDEPENDENT AUDITORS' REPORT

To The Board of Commissioners  
Dundee Township Park District  
Carpentersville, Illinois

### Report on the Financial Statements

We have audited the accompanying financial statements of the governmental activities, the business-type activities, each major fund, and the aggregate remaining fund information of the Dundee Township Park District as of and for the year ended April 30, 2017, and the related notes to the financial statements, which collectively comprise the District's basic financial statements, as listed in the table of contents.

### Management's Responsibility for the Financial Statements

Management is responsible for the preparation and fair presentation of these financial statements in accordance with accounting principles generally accepted in the United States of America; this includes the design, implementation, and maintenance of internal control relevant to the preparation and fair presentation of financial statements that are free from material misstatement, whether due to fraud or error.

### Auditor's Responsibility

Our responsibility is to express opinions on these financial statements based on our audit. We conducted our audit in accordance with auditing standards generally accepted in the United States of America. Those standards require that we plan and perform the audit to obtain reasonable assurance about whether the financial statements are free of material misstatement.

An audit involves performing procedures to obtain audit evidence about the amounts and disclosures in the financial statements. The procedures selected depend on the auditor's judgment, including the assessment of the risks of material misstatement of the financial statements, whether due to fraud or error. In making those risk assessments, the auditor considers internal control relevant to the entity's preparation and fair presentation of the financial statements in order to design audit procedures that are appropriate in the circumstances, but not for the purpose of expressing an opinion on the effectiveness of the entity's internal control. Accordingly, we express no such opinion. An audit also includes evaluating the appropriateness of accounting policies used and the reasonableness of significant accounting estimates made by management, as well as evaluating the overall presentation of the financial statements.

We believe that the audit evidence we have obtained is sufficient and appropriate to provide a basis for our audit opinion.

## Opinion

In our opinion, the financial statements referred to above present fairly, in all material respects, the respective financial position of the governmental activities, the business-type activities, each major fund, and the aggregate remaining fund information of the Dundee Township Park District, as of April 30, 2017, and the respective changes in financial position and cash flows, where applicable, thereof for the year ended in conformity with accounting principles generally accepted in the United States of America.

## Other Matters

### Required Supplementary Information

Accounting principles generally accepted in the United States of America require that the management's discussion and analysis and certain pension disclosures be presented to supplement the basic financial statements. Such information, although not part of the basic financial statements, is required by the Governmental Accounting Standards Board who considers it to be an essential part of financial reporting for placing the basic financial statements in an appropriate operational, economic, or historical context. We have applied certain limited procedures to the required supplementary information in accordance with auditing standards generally accepted in the United States of America, which consisted of inquiries of management about the methods of preparing the information and comparing the information for consistency with management's responses to our inquiries, the basic financial statements, and other knowledge we obtained during our audit of the basic financial statements. We do not express an opinion or provide any assurance on the information because the limited procedures do not provide us with sufficient evidence to express an opinion or provide any assurance.

The major fund budgetary comparison schedules listed on the table of contents are not a required part of the basic financial statements but are supplementary information required by the Governmental Accounting Standards Board. The Required Supplementary Information has been subjected to the auditing procedures applied in the audit of the basic financial statements for the year ending April 30, 2017 and, in our opinion, is fairly stated in all material respects in relation to the basic financial statements taken as a whole.

## Other Information

Our audit was made for the purpose of forming opinions on the financial statements that collectively comprise the Dundee Township Park District's basic financial statements. The individual fund financial schedules for the year ended April 30, 2017 listed in the table of contents are presented for purposes of additional analysis and are not a required part of the basic financial statements. Such information is the responsibility of management and was derived from and relates directly to the underlying accounting and other records used to prepare the financial statements. Such information is the responsibility of management and was derived from and relates directly to the underlying accounting and other records used to prepare the financial statements. The individual fund financial schedules have been subjected to the auditing procedures applied in the audit of the basic financial statements and certain additional procedures, including comparing and reconciling such information directly to the underlying accounting and other records used to prepare the basic financial statement or to the basic financial statements themselves, and other additional procedures in accordance with auditing standards generally accepted in the United States of America. In our opinion, the individual fund financial schedules are fairly stated in all material respects in relation to the basic financial statements taken as a whole.

The "Statistical Information" listed in the accompanying table of contents has not been subjected to the auditing procedures applied in the audit of the basic financial statements and, accordingly, we do not express an opinion or provide any assurance on them.

August 3, 2017  
Darien, Illinois

*Kuntle & Associates, P.C.*

## Management's Discussions and Analysis Year Ended April 30, 2017

The Dundee Township Park District, located in Kane County, Illinois serves the communities of Carpentersville, East Dundee, West Dundee, Sleepy Hollow and portions of Algonquin, Gilberts, Elgin, Barrington Hills and Hoffman Estates.

The Park District offers a wide variety of services to both residents and non-residents of Dundee Township. Some of the facilities and services offered include two fitness centers located at the Rakow Center and Randall Oaks Recreation Center, a day care center, two golf courses which include Randall Oaks Golf Club and Bonnie Dundee Golf Club, a Senior Center, two outdoor pools which include Dolphin Cove Family Aquatic Center and Sleepy Hollow Pool, an indoor pool at the Rakow Center, Randall Oaks Barnyard Zoo, and forty park sites and facilities.

The Dundee Township Park District (the "District") discussion and analysis is designed to: (1) assist the reader in focusing on significant financial issues, (2) provide an overview of the District's financial activity, (3) identify changes in the District's financial position (its ability to address the next and subsequent year challenges), (4) identify any material deviations from the financial plan (the approved budget) and (5) identify individual fund issues or concerns.

The Management's Discussion and Analysis (MD&A) is an element of the new reporting model adopted by the Governmental Accounting Standards Board (GASB) in its Statement No. 34 Basic Financial Statements - and Management's Discussion and Analysis - for State and Local Governments issued June 1999. Certain comparative information between the current year and the prior year is required to be presented in the MD&A. Since the MD&A is designed to focus on the current year's activities, resulting changes and currently known facts, please read it in conjunction with the District's financial statements (beginning on page 11).

### **FINANCIAL HIGHLIGHTS**

- Ø The assets of the District exceeded its liabilities at the close of the fiscal year by \$29,315,896 (net assets). The amount reflected as unrestricted net assets that may be used to meet the District's ongoing obligation to citizens and creditors was \$5,285,659.
- Ø Property taxes collected during the fiscal year were \$9,049,874 compared to prior year's collection of \$8,800,759, an increase of \$249,115 or 2.8%.
- Ø Program Fees collected during the fiscal year were \$4,226,097 compared to prior year's collection of \$4,124,551, for an increase of \$101,546 or 2.4%.
- Ø During the fiscal year, \$1,847,671 was spent on capital outlay in governmental activities. These funds were used to maintain and improve the current parks and building infrastructure of the District.
- Ø The District's outstanding long-term principal debt as of April 30, 2017 is \$19,014,755. This amount consists of general obligations bonds (net of premiums) and debt certificates. As of the end of the fiscal year, the District has debt obligations through the 2035 fiscal year.
- Ø At the end of the fiscal year, the district also reported \$99,978 of capital lease obligations. Details of issued and retired debt can be found on page 34 under Note 4 - Debt Commitments.

### **OVERVIEW OF FINANCIAL STATEMENTS**

Management's Discussion and Analysis introduces the District's basic financial statements. The basic financial statements include: (1) government-wide financial statements, (2) fund financial statements and (3) notes to the financial statements. The District also includes in this report additional information to supplement the basic financial statements.

### **Government-wide Financial Statements**

The District's annual report includes two government-wide financial statements. These statements provide both long-term and short-term information about the District's overall status. Financial reporting at this level uses a perspective similar to that found in the private sector with its basis in full accrual accounting and elimination or reclassification of internal activities.

The first of these government-wide statements is the *Statement of Net Position*. This is the District-wide statement of position presenting information that includes all of the District's assets and liabilities, with the difference reported as *net position*. Over time, increases or decreases in net assets may serve as a useful indicator of whether the financial position of the District as a whole is improving or deteriorating. Evaluation of the overall health of the District would extend to other non-financial factors such as diversification of the taxpayer base or the condition of the District's infrastructure in addition to the financial information provided in this report.

The second government-wide statement is the *Statement of Activities* which reports how the District's net assets changed during the current fiscal year. All current year revenues and expenses are included regardless of when cash is received or paid. An important purpose of the design of the statement of activities is to show the financial reliance of the District's distinct activities or functions on revenues provided by the District's taxpayers.

Both government-wide financial statements distinguish governmental activities of the District that are principally supported by taxes and intergovernmental revenues, such as grants, from business-type activities that are intended to recover all or a significant portion of their costs through user fees and charges. Governmental activities include general government and culture and recreation. Business-type activities include the Golf Courses. Fiduciary activities such as employee pension plans are not included in the government-wide statements since these assets are not available to fund District programs.

The government-wide financial statements are presented on pages 11 - 12 of this report.

### **Fund Financial Statements**

A fund is an accountability unit used to maintain control over resources segregated for specific activities or objectives. The District uses funds to ensure and demonstrate compliance with finance-related laws and regulations. Within the basic financial statements, fund financial statements focus on the District's most significant funds rather than the District as a whole. Major funds are separately reported while all others are combined into a single, aggregated presentation. Individual fund data for non-major funds is provided in the form of combining statements in a later section of this report.

The District has two kinds of funds:

*Governmental funds* are reported in the fund financial statements and encompass essentially the same functions reported as governmental activities in the government-wide financial statements. However, the focus is very different with fund statements providing a distinctive view of the District's governmental funds. These statements report short-term fiscal accountability focusing on the use of spendable resources and balances of spendable resources available at the end of the year. They are useful in evaluating annual financing requirements of governmental programs and the commitment of spendable resources for the near-term.

Since the government-wide focus includes the long-term view, comparisons between these two perspectives may provide insight into the long-term impact of short-term financing decisions. Both the governmental fund balance sheet and the governmental fund statement of revenues, expenditures and changes in fund balances provide a reconciliation to assist in understanding the differences between these two perspectives.

Budgetary comparison statements are included in the basic financial statements for the general fund and major special revenue funds. Budgetary comparison schedules for other special revenue funds can be found in a later section of this report. These statements and schedules demonstrate compliance with the District's adopted annual appropriated budget.

The basic governmental fund financial statements are presented on pages 13-15 of this report.

*Proprietary funds* are reported in the fund financial statements and generally report services for which the District charges customers a fee. There are two kinds of proprietary funds. These are enterprise funds and internal service funds. Enterprise funds essentially encompass the same functions reported as business-type activities in the government-wide statements. Services are provided to customers external to the District organization. Internal service funds provide services to customers within the District's organization. Because the District's internal service fund primarily serves governmental functions, it is included within the governmental activities of the government-wide financial statements.

Proprietary fund statements provide both long-term and short-term financial information consistent with the focus provided by the government-wide financial statements but with more detail for major enterprise funds. Individual fund information for the internal service fund is found in combining statements in a later section of this report.

The basic proprietary fund financial statements are presented on pages 16 - 19 of this report.

### **Notes to the Financial Statements**

The accompanying notes to the financial statements provide information essential to a full understanding of the government-wide and fund financial statements. The notes to the financial statements begin on page 20 of this report.

### **Required Supplementary Information and Supplemental Schedules**

In addition to the basic financial statements and accompanying notes, this report also presents certain required supplementary information concerning the District's progress in funding its obligation to provide pension benefits to its employees which can be found on pages 44 - 46. Other supplementary information is presented on pages 47 - 60, and includes detail by fund for receivables, payables, transfers and payments within the reporting entity. Major funds are reported in the basic financial statements as discussed.

## **GOVERNMENT-WIDE FINANCIAL ANALYSIS**

The District implemented the GASB 34 reporting model used in this report beginning with the fiscal year ended April 30, 2004. Over time, as year-to-year financial information is accumulated on a consistent basis, changes in net assets may be observed and used to discuss the changing financial position of the District as a whole.

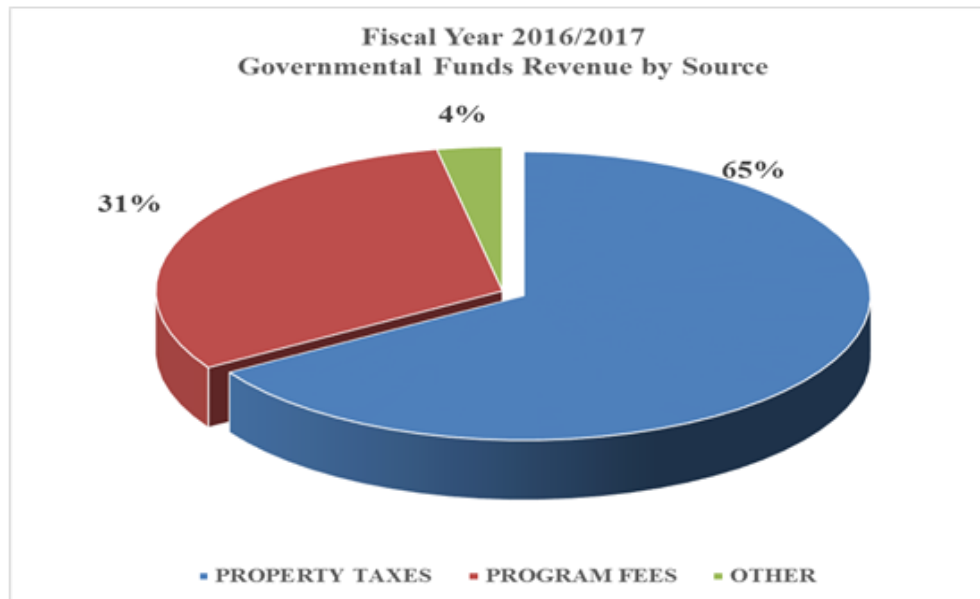
The District's combined net position as of April 30, 2017 increased \$277,317. The District's combined net position as of the end of the fiscal year reported at \$29,315,896 compared to the combined net position as of April 30, 2016 of \$29,038,579.

### **Governmental Activities**

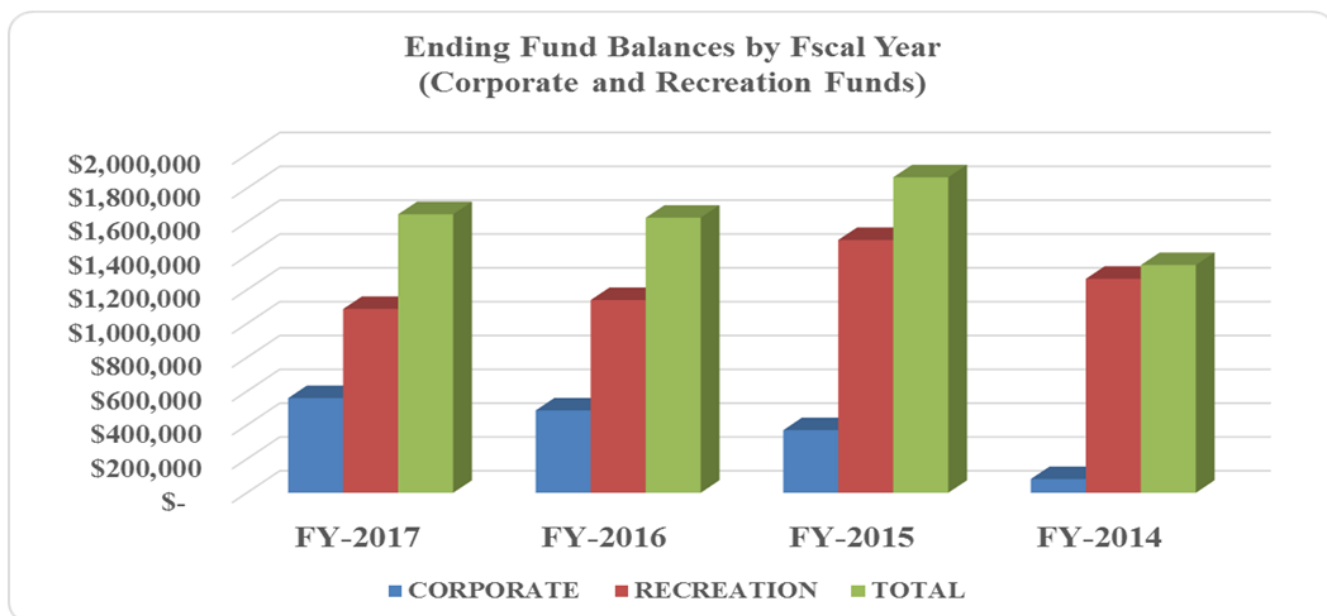
- The Corporate fund ended the fiscal with a net change in fund balance of \$72,869. During the fiscal year, the fund reported total revenue of \$3,349,580, an increase of \$94,213 or 2.9%. The increase can be attributed to an increase in program fees of \$73,634 and an increase of \$36,941 in property tax receipts.
- The Recreation fund ended the fiscal year with a net change in fund balance of (\$52,494). Total fund revenue increased by \$287,570 mainly due to the reallocation of property tax receipts to the Recreation fund from other non-operating funds. Also, during the fiscal year, \$700,000 was transferred to the Capital Projects fund to assist with project costs throughout the District. During the prior fiscal year a \$700,000 transfer was also made to the Capital Projects fund.
- Debt Service expenditures increased \$70,026 during the fiscal year compared to prior fiscal year. This increase is due to an increase in the yearly debt repayment obligations based on the district's current debt repayment schedule.
- Total Governmental Funds expenditures reported at \$16,031,454, an increase of \$324,424 over prior fiscal year. The increase is due to an increase in administrative expenses including employee salary and benefits, capital projects, parks maintenance, and the aforementioned increase in debt service payments.



- Total other governmental funds reported a net change in fund balances of (\$77,075). The deficit can be attributed to a reallocation of property tax revenue to the Corporate and Recreation funds. In particular, the IMRF fund property tax receipts amounted to \$362,679 as of fiscal year 2017 compared to \$496,676 from the prior year, a \$133,997 decrease. However, during the fiscal year, the district recognized a decrease of \$22,373 in IMRF pension contributions due to a decrease in positions with IMRF enrollment eligibility.
- The Police fund reported a net deficit of (\$21,511) for the fiscal year. The decrease is due to a reallocation of property tax revenue from prior years, and an \$11,579 increase in expenditures in 2017 compared to 2016.

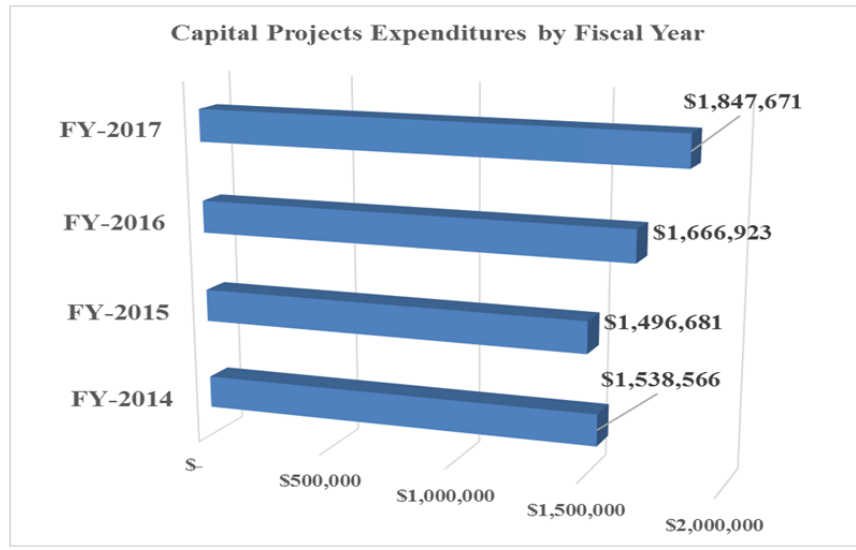


- 65% of the District’s governmental funds revenue comes from property tax receipts. 31% of revenue comes from Randall Oaks Zoo and recreational programming fees. The remaining 4% represents consists of miscellaneous revenue which includes an IRS rebate on the District’s 2010 Build America Bond issuances of \$225,009 along with other reimbursements and miscellaneous revenue.




- The total Corporate and Recreation ending fund balance at the end of the current fiscal year reported at \$1,646,839 compared to prior year’s ending combined fund balance of \$1,626,464
- The Corporate fund balance increased by \$72,869 and the Recreation fund balance decreased by \$52,494

- The net deficit for the Recreation fund improved to (\$52,494) compared to prior year's net deficit of (\$355,120)
- Recreation programming fees collected during the fiscal year increased just under 1.0% over prior year.
- Randall Oaks Zoo programming and admission fees collected during the fiscal year increased \$73,635 over prior year.



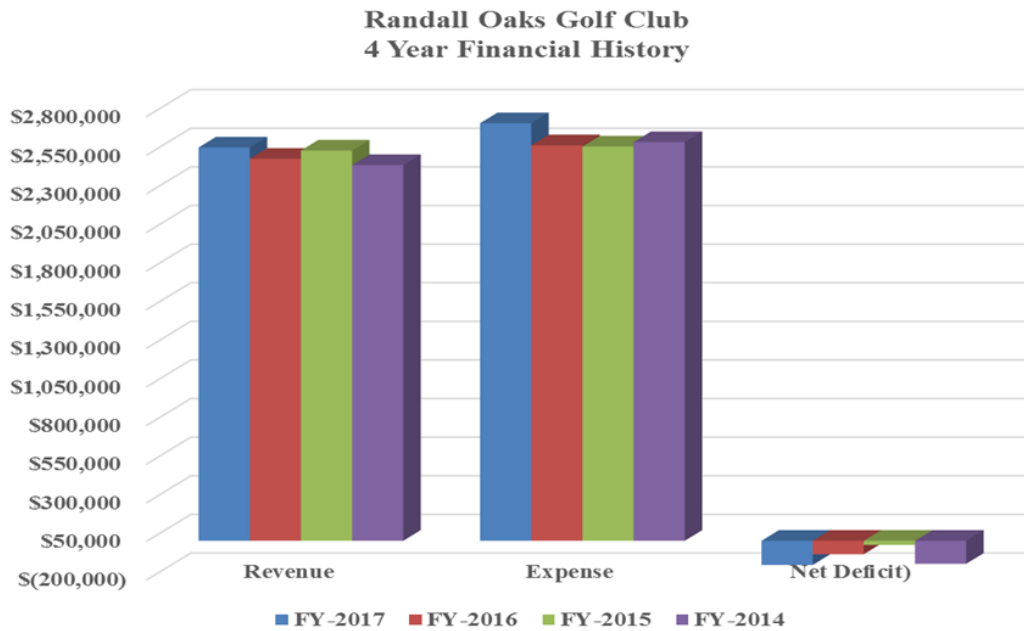
- For the current fiscal year, the District expended 10.8% more in capital projects expenses. These expenses provide improvements to parks and facilities throughout the District. Some of the projects completed during the fiscal year include a new playground at Liberty school, an electronic messaging board at the Randall Oaks Golf Club and infrastructure improvements and repairs to Dolphin Cove Aquatic Center.



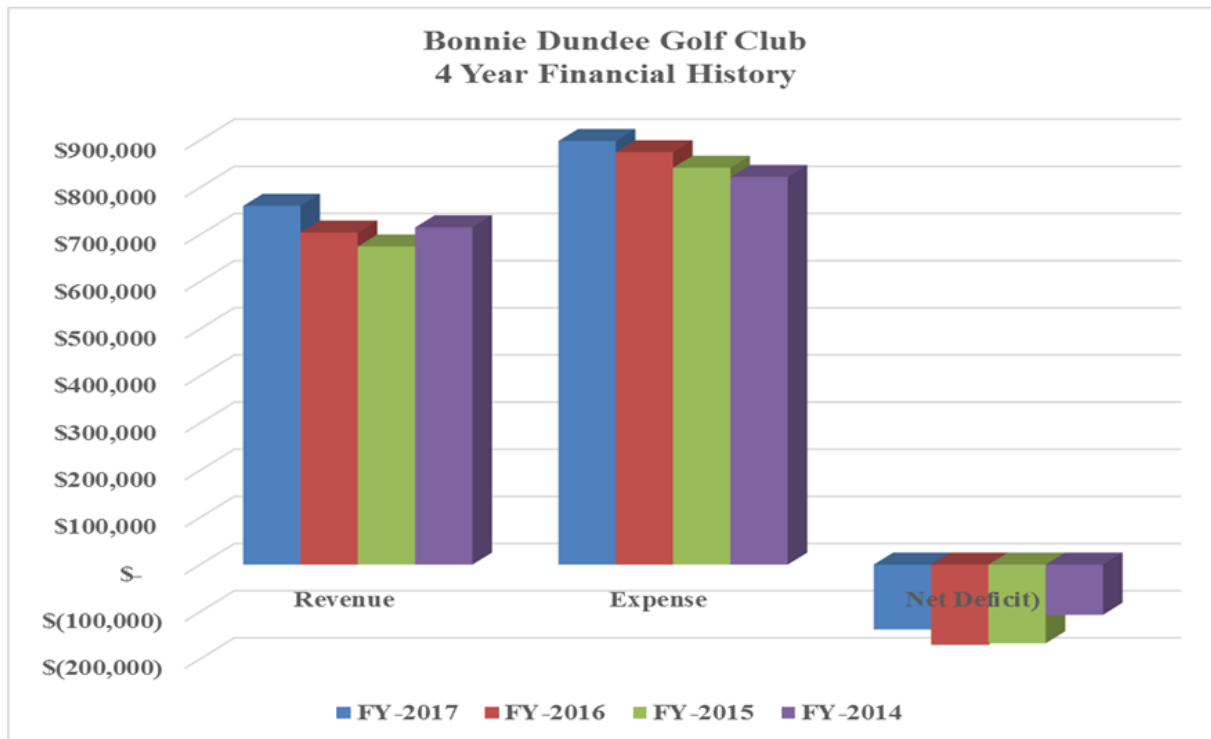
- During the fiscal year, the District received an increase of 2.8% in property tax receipts. During the year, the District's Equalized Assessed Valuation (EAV) increased 5.96% over prior year to \$1,451,322,375.

**Business -type Activities**

- Total operating revenues including transfers in from other funds for the Randall Oaks Golf Club for the fiscal year reported amount to \$2,546,116, which is an increase of 2.9% over the prior year. This increase is attributed to an increase in golf programs and fees of \$75,204. Food and Beverage revenue decreased slightly at \$8,953.
- Total operating expenditures for the fiscal year increased \$143,181 or 5.5% over prior fiscal year. This is attributed to an increase in labor expenses in the food and beverage department along with increases in golf course grounds maintenance expenses.
- Total operating loss before depreciation including transfers from other funds for the Randall Oaks Golf Club for the fiscal year was (\$156,956). Prior fiscal year reported a net deficit, inclusive of transfers in and before depreciation, of (\$86,842). Despite an increase in golf revenue during the fiscal year, the golf course operation remains financially challenged. With the implementation of revenue generating ideas coupled with cost cutting measures, it is expected the course will continue to move in a positive direction with regards to its bottom line performance.



- Total operating revenues for the Bonnie Dundee Golf Club increased \$56,866 or 8.0% compared to prior year. Golf programs and fees revenue increased 8.8%. Food and Beverage revenue increased 5.0%.
- Total operating expenditures for the Bonnie Dundee Golf Club increased 2.7% over prior year. The increase can be attributed to increases in wages and benefits expenses.
- Total Operating Loss before depreciation for the Bonnie Dundee Golf Club reported at (\$137,477) an improvement of 19% over prior year’s net operating loss of (\$170,465). With continued cost cutting measures and revenue generation in place for the future, it is expected that the fund will continue to improve financially.



- During the 2017 fiscal year, both golf courses combined for a net loss of (\$294,433) which includes transfers from other funds and excludes depreciation. Compared the 2016 fiscal year, the net loss increased by an favorable \$37,126. Despite recognizing an improvement in the financial performance at the Bonnie Dundee Golf Club this fiscal year, operating both courses remains a financial challenge for the District.

**FINANCIAL ANALYSIS OF THE DISTRICT’S FUNDS**

**Governmental Funds**

As discussed, governmental funds are reported in the fund statements with a short-term inflow and outflow of spendable resources focus. This information is useful in assessing resources available at the end of the year in comparison with upcoming financing requirements. Governmental funds reported ending fund balances of \$3,458,621 of which \$180,325 (Working Cash) is non-spendable, \$1,723,694 is restricted Recreation, Special Recreation, Debt Service, Social Security, IMRF, and Liability funds, and \$1,022,572 (Capital Projects) is assigned. \$532,030 is unassigned and consists of \$559,826 of unassigned fund balance in the Corporate fund and a (\$27,796) fund deficit in the Police fund.

The total ending fund balances of governmental funds shows a net decrease of (\$657,075) from the prior year which includes a (\$243,812) change in fund balance and a (\$413,263) prior period adjustment made in order to move capital projects expense that was previously expensed to the golf funds to an expense under the Capital Projects governmental fund.

**Major Governmental Funds**

The General and Recreation funds are the primary operating funds of the District.

The General Fund had a change in fund balance of \$72,769 which includes a (\$400,000) transfer out to other funds.

The Recreation Fund had a change in fund balance of (\$52,494) which includes a (\$700,000) transfer out to other funds.

**Business-type Activities - Proprietary Funds**

The proprietary fund statements share the same focus as the government-wide statements, reporting both short-term and long-term information about financial status.

### **Major Proprietary Funds**

The district has two major proprietary funds that account for the operations at the Randall Oaks Golf Club and the Bonnie Dundee Golf which include course operations, maintenance, food, and beverage and merchandise sales. The cost of operations is recovered through user charges. Operating revenues for the fiscal year for both courses combined \$3,266,977 compared to \$3,137,044 in the prior fiscal year. Total operating expenses before depreciation for the current fiscal year for both golf courses increased to \$3,601,410 from \$3,434,351 in the prior fiscal year.

### **FUND BUDGETARY HIGHLIGHTS**

- The Corporate Fund budgeted for a net change in fund balance of (\$41,109) for the fiscal year compared with an actual change in fund balance of \$72,869. Actual total revenue recognized was \$3,349,580 compared to a budget of \$3,271,906. Actual total expenditures including transfers to other funds were \$3,276,711 compared to a budget of \$3,313,015. The Corporate Fund had a favorable net budget variance of \$113,978 for the current fiscal year.
- The Recreation Fund budgeted for a net change in fund balance of (\$304,493) for the fiscal year compared with an actual change in fund balance of (\$52,494). Actual total revenue recognized was \$6,294,127 compared to a budget of \$6,111,380. Actual total expenditures including transfers to other funds was \$6,346,621 compared to a budget of \$6,415,873. The Recreation Fund had a favorable net budget variance of \$251,999 for the current fiscal year.

### **CAPITAL ASSET AND DEBT ADMINISTRATION**

#### **Capital Assets**

The district has a balance, net of depreciation, for Governmental Activities of \$31,206,175, a decrease from prior fiscal year of \$196,620. This decrease is attributable to a decrease in other capital assets due to sale of fixed assets, and depreciation expense for the current fiscal year. The balance in Business-Type activities which represents capital assets at the Randall Oaks Golf Club and Bonnie Dundee Golf Club was \$9,012,204, a decrease of \$74,945 from the prior fiscal year. This decrease is mainly attributable to capital asset depreciation.

#### **Debt Administration**

At the end of the fiscal year, the district's debt schedule runs through fiscal year 2035. The total bonded principal debt, net of premiums, at the end of the fiscal year is \$19,014,755, compared to a total debt outstanding at the end of last year of \$19,894,000. During the year, the district retired \$2,779,000 in principal debt; \$540,000 on its Series 2010A General Obligation Bonds, \$270,000 on its Series 2010B General Obligation Bonds, \$1,889,000 on its Series 2015 General Obligation Bonds and \$80,000 on its 2013 Debt Certificates

During the fiscal year, the district issued additional principal debt of \$1,899,755 with the issuance of the Series 2016 General Obligation Bonds. The complete debt schedule can be found under Note 4 in the footnotes section of the audit report.

### **ECONOMIC FACTORS**

Due to the current economic downturn in the golf industry, the Randall Oaks Golf and Bonnie Dundee Golf funds continue to be a financial challenge for the District during the fiscal year. The district has planned for a downturn in the economy and as a responsible taxing body, continues to be fiscally responsible through solid budgeting practices and the close monitoring of spending.

### **CONTACTING THE DISTRICT'S FINANCIAL MANAGEMENT**

This financial report is designed to provide a general overview of the District's finances, comply with finance-related laws and regulations and demonstrate the District's commitment to public accountability. Any questions regarding this report should be directed to the District Treasurer, 665 Barrington Avenue, Carpentersville, Illinois 60110.

**Dundee Township Park District**  
**Statement of Net Position**  
**April 30, 2017**

	<b>Governmental Activities</b>	<b>Business Type Activities</b>	<b>Total</b>
<b>ASSETS</b>			
Cash	\$ 3,150,777	\$ 58,721	\$ 3,209,498
Accounts Receivable	0	4,265	4,265
Property Taxes Receivable	9,167,929	0	9,167,929
Inventory	0	127,355	127,355
Interfund Balances	1,259,017	(1,259,017)	0
Capital Assets			
Capital Assets Not Being Depreciated	6,148,688	5,055,320	11,204,008
Other Capital Assets, Net of Depreciation	25,057,487	3,956,884	29,014,371
Total Capital Assets	31,206,175	9,012,204	40,218,379
<b>TOTAL ASSETS</b>	<b>44,783,898</b>	<b>7,943,528</b>	<b>52,727,426</b>
<b>DEFERRED OUTFLOWS</b>			
IMRF Deferred Outflows	853,273	0	853,273
IMRF Plan Year Adjustment	149,709	0	149,709
<b>TOTAL DEFERRED OUTFLOWS</b>	<b>1,002,982</b>	<b>0</b>	<b>1,002,982</b>
<b>LIABILITIES</b>			
Due Within One Year			
Accounts Payable	384,599	95,893	480,492
Accrued Expenses	149,405	78,731	228,136
Accrued Wages	108,795	43,151	151,946
Accrued Interest	320,464	0	320,464
Unearned Program Revenue	308,374	321,001	629,375
Bonds Payable	2,504,755	0	2,504,755
Capital Lease Obligations	67,387	0	67,387
Due in More Than One Year			
Accrued Compensated Absences	1,011,836	0	1,011,836
Bonds Payable	16,510,000	0	16,510,000
Capital Lease Obligations	32,591	0	32,591
Net Pension Liability	2,379,045	0	2,379,045
<b>TOTAL LIABILITIES</b>	<b>23,777,251</b>	<b>538,776</b>	<b>24,316,027</b>
<b>DEFERRED INFLOWS</b>			
IMRF Deferred Inflows	98,485	0	98,485
<b>TOTAL DEFERRED INFLOWS</b>	<b>98,485</b>	<b>0</b>	<b>98,485</b>
<b>NET POSITION</b>			
Net Investment in Capital Assets	13,114,014	9,012,204	22,126,218
Permanently Restricted - Working Cash	180,325	0	180,325
Temporarily Restricted			
Recreation	1,087,013	0	1,087,013
Special Recreation	397,155	0	397,155
Debt Service	175,708	0	175,708
Social Security	41,754	0	41,754
Liability Insurance	22,064	0	22,064
Unrestricted Amounts	6,893,111	(1,607,452)	5,285,659
<b>TOTAL NET POSITION</b>	<b>\$ 21,911,144</b>	<b>\$ 7,404,752</b>	<b>\$ 29,315,896</b>

See the Accompanying Notes to the Financial Statements.

**Dundee Township Park District  
Statement of Activities  
For The Year Ended April 30, 2017**

	Expenses	Program Revenues		Net (Expenses) Revenues and Changes in Net Position		
		Charges for Services	Operating Grants and Contributions	Governmental Activities	Business Type Activities	Total
<b>FUNCTIONS/PROGRAMS</b>						
<b>Governmental Activities</b>						
General Government & Recreation	\$ 12,394,644	\$ 4,226,097	\$ 0	\$ (8,168,547)	\$ 0	\$ (8,168,547)
Interest on Long-Term Debt	889,426	0	0	(889,426)	0	(889,426)
<b>Total Governmental Activities</b>	<b>13,284,070</b>	<b>4,226,097</b>	<b>0</b>	<b>(9,057,973)</b>	<b>0</b>	<b>(9,057,973)</b>
<b>Business Type Activities</b>						
Randall Oaks Golf Course	2,970,072	2,453,710	194,139	0	(322,223)	(322,223)
Bonnie Dundee Golf Course	933,076	749,273	32,654	0	(151,149)	(151,149)
<b>Total Business Type Activities</b>	<b>3,903,148</b>	<b>3,202,983</b>	<b>226,793</b>	<b>0</b>	<b>(473,372)</b>	<b>(473,372)</b>
<b>TOTAL</b>	<b>\$ 17,187,218</b>	<b>\$ 7,429,080</b>	<b>\$ 226,793</b>	<b>(9,057,973)</b>	<b>(473,372)</b>	<b>(9,531,345)</b>
<b>GENERAL REVENUES AND TRANSFERS</b>						
<b>General Revenues</b>						
Taxes						
Property taxes levied for general purposes				9,190,532	0	9,190,532
Replacement taxes for general purposes				135,358	0	135,358
Reimbursements				62,096	0	62,096
Interest Income				233,537	0	233,537
Miscellaneous				123,145	63,994	187,139
Transfers				(40,000)	40,000	0
<b>TOTAL GENERAL REVENUES AND TRANSFERS</b>				<b>9,704,668</b>	<b>103,994</b>	<b>9,808,662</b>
<b>CHANGE IN NET POSITION</b>				<b>646,695</b>	<b>(369,378)</b>	<b>277,317</b>
<b>NET POSITION,</b>						
<b>BEGINNING OF YEAR</b>				<b>21,677,712</b>	<b>7,360,867</b>	<b>29,038,579</b>
<b>PRIOR PERIOD ADJUSTMENT</b>				<b>(413,263)</b>	<b>413,263</b>	<b>0</b>
<b>BEGINNING OF YEAR, RESTATED</b>				<b>21,264,449</b>	<b>7,774,130</b>	<b>29,038,579</b>
<b>END OF YEAR</b>				<b>\$ 21,911,144</b>	<b>\$ 7,404,752</b>	<b>\$ 29,315,896</b>

See the Accompanying Notes to the Financial Statements.

**Dundee Township Park District  
Governmental Funds  
Balance Sheet  
April 30, 2017**

	<b>Corporate</b>	<b>Recreation</b>	<b>Special Recreation</b>	<b>Capital Projects</b>	<b>Debt Service</b>	<b>Other Governmental Funds</b>	<b>Total</b>
<b>ASSETS</b>							
Cash	\$ 0	\$ 1,071,689	\$ 398,557	\$ 1,212,379	\$ 175,708	\$ 292,444	\$ 3,150,777
Property Taxes Receivable	2,748,448	2,551,122	624,349	0	1,939,635	1,304,375	9,167,929
Due from Other Funds	786,521	492,815	0	0	0	0	1,279,336
<b>TOTAL ASSETS</b>	<b>3,534,969</b>	<b>4,115,626</b>	<b>1,022,906</b>	<b>1,212,379</b>	<b>2,115,343</b>	<b>1,596,819</b>	<b>13,598,042</b>
<b>TOTAL DEFERRED OUTFLOWS</b>							
	0	0	0	0	0	0	0
<b>TOTAL ASSETS AND DEFERRED OUTFLOWS</b>	<b>3,534,969</b>	<b>4,115,626</b>	<b>1,022,906</b>	<b>1,212,379</b>	<b>2,115,343</b>	<b>1,596,819</b>	<b>13,598,042</b>
<b>LIABILITIES</b>							
Accounts Payable	59,132	135,660	0	189,807	0	0	384,599
Accrued Expenses	70,937	24,138	0	0	0	54,330	149,405
Accrued Wages	40,411	65,534	1,402	0	0	1,448	108,795
Unearned Program Revenues	56,215	252,159	0	0	0	0	308,374
Due to Other Funds	0	0	0	0	0	20,319	20,319
<b>TOTAL LIABILITIES</b>	<b>226,695</b>	<b>477,491</b>	<b>1,402</b>	<b>189,807</b>	<b>0</b>	<b>76,097</b>	<b>971,492</b>
<b>DEFERRED INFLOWS</b>							
Deferred Property Taxes	2,748,448	2,551,122	624,349	0	1,939,635	1,304,375	9,167,929
<b>TOTAL DEFERRED INFLOWS</b>	<b>2,748,448</b>	<b>2,551,122</b>	<b>624,349</b>	<b>0</b>	<b>1,939,635</b>	<b>1,304,375</b>	<b>9,167,929</b>
<b>FUND BALANCES</b>							
Non-spendable	0	0	0	0	0	180,325	180,325
Restricted	0	1,087,013	397,155	0	175,708	63,818	1,723,694
Assigned	0	0	0	1,022,572	0	0	1,022,572
Unassigned	559,826	0	0	0	0	(27,796)	532,030
<b>TOTAL FUND BALANCES</b>	<b>559,826</b>	<b>1,087,013</b>	<b>397,155</b>	<b>1,022,572</b>	<b>175,708</b>	<b>216,347</b>	<b>3,458,621</b>
<b>TOTAL LIABILITIES, DEFERRED INFLOWS AND FUND BALANCES</b>							
	<b>\$ 3,534,969</b>	<b>\$ 4,115,626</b>	<b>\$ 1,022,906</b>	<b>\$ 1,212,379</b>	<b>\$ 2,115,343</b>	<b>\$ 1,596,819</b>	

Amounts reported for governmental activities in the Statement of Net Position are different because:

Capital Assets used in governmental funds are not financial resources and therefore are not reported in the funds.	31,206,175
Deferred Property Tax Revenue is not recorded on the Statement of Net Position.	9,167,929
Bonds Payable and Capital Lease Obligations are not recorded on the fund financial statements.	(19,114,733)
Accrued Bond Interest is not reported as a liability in the fund financial statements.	(320,464)
Accrued Compensated Absences are not reported as a liability in the fund financial statements.	(1,011,836)
Net Pension Liability, IMRF Deferred Outflows, Inflows and Plan Year Adjustments are not recorded in the fund financial statements.	(1,474,548)
<b>NET POSITION OF GOVERNMENTAL FUNDS</b>	<b>\$ 21,911,144</b>

See the Accompanying Notes to the Financial Statements.



**Dundee Township Park District  
Governmental Funds  
Statement of Revenues, Expenditures and Changes in Fund Balances  
For The Year Ended April 30, 2017**

	Corporate	Recreation	Special Recreation	Capital Projects	Debt Service	Other Governmental Funds	Total
<b>REVENUES</b>							
Property Taxes	\$ 2,725,790	\$ 2,507,018	\$ 571,824	\$ 0	\$ 1,932,335	\$ 1,312,907	\$ 9,049,874
Intergovernmental - Replacement Taxes	0	54,629	0	0	0	80,729	135,358
Program Fees	539,543	3,686,554	0	0	0	0	4,226,097
Impact Fees	0	0	0	62,096	0	0	62,096
Interest	8,528	0	0	0	0	0	8,528
Bond Interest Rebate	0	0	0	225,009	0	0	225,009
Miscellaneous	75,719	45,926	0	0	0	1,500	123,145
<b>TOTAL REVENUES</b>	<b>3,349,580</b>	<b>6,294,127</b>	<b>571,824</b>	<b>287,105</b>	<b>1,932,335</b>	<b>1,395,136</b>	<b>13,830,107</b>
<b>EXPENDITURES</b>							
Administrative	2,563,937	0	0	0	0	0	2,563,937
Program	0	5,272,042	400,465	0	0	0	5,672,507
Park Maintenance	312,774	374,579	89,104	0	0	0	776,457
Debt Service							
Principal	0	0	0	0	2,779,000	0	2,779,000
Interest	0	0	0	0	898,642	0	898,642
Fees	0	0	0	0	21,029	0	21,029
Pension Contributions	0	0	0	0	0	476,640	476,640
Social Security	0	0	0	0	0	531,600	531,600
Liability Insurance	0	0	0	0	0	379,645	379,645
Police	0	0	0	0	0	84,326	84,326
Capital Outlay	0	0	0	1,847,671	0	0	1,847,671
<b>TOTAL EXPENDITURES</b>	<b>2,876,711</b>	<b>5,646,621</b>	<b>489,569</b>	<b>1,847,671</b>	<b>3,698,671</b>	<b>1,472,211</b>	<b>16,031,454</b>
<b>EXCESS (DEFICIENCY) OF REVENUES OVER EXPENDITURES</b>	<b>472,869</b>	<b>647,506</b>	<b>82,255</b>	<b>(1,560,566)</b>	<b>(1,766,336)</b>	<b>(77,075)</b>	<b>(2,201,347)</b>
<b>OTHER FINANCING SOURCES (USES)</b>							
Bond Proceeds	0	0	0	435,390	1,464,365	0	1,899,755
Issuance of Capital Lease Obligation	0	0	0	97,780	0	0	97,780
Transfers (Net)	(400,000)	(700,000)	(80,000)	835,227	304,773	0	(40,000)
<b>TOTAL OTHER FINANCING SOURCES (USES)</b>	<b>(400,000)</b>	<b>(700,000)</b>	<b>(80,000)</b>	<b>1,368,397</b>	<b>1,769,138</b>	<b>0</b>	<b>1,957,535</b>
<b>NET CHANGE IN FUND BALANCES</b>	<b>72,869</b>	<b>(52,494)</b>	<b>2,255</b>	<b>(192,169)</b>	<b>2,802</b>	<b>(77,075)</b>	<b>(243,812)</b>
<b>FUND BALANCES,</b>							
<b>BEGINNING OF YEAR</b>	<b>486,957</b>	<b>1,139,507</b>	<b>394,900</b>	<b>1,628,004</b>	<b>172,906</b>	<b>293,422</b>	<b>4,115,696</b>
<b>PRIOR PERIOD ADJUSTMENT</b>	<b>0</b>	<b>0</b>	<b>0</b>	<b>(413,263)</b>	<b>0</b>	<b>0</b>	<b>(413,263)</b>
<b>BEGINNING OF YEAR, RESTATED</b>	<b>486,957</b>	<b>1,139,507</b>	<b>394,900</b>	<b>1,214,741</b>	<b>172,906</b>	<b>293,422</b>	<b>3,702,433</b>
<b>END OF YEAR</b>	<b>\$ 559,826</b>	<b>\$ 1,087,013</b>	<b>\$ 397,155</b>	<b>\$ 1,022,572</b>	<b>\$ 175,708</b>	<b>\$ 216,347</b>	<b>\$ 3,458,621</b>

See the Accompanying Notes to the Financial Statements.

**Dundee Township Park District**  
**Reconciliation of the Statement of Revenues, Expenditures and Changes in Fund**  
**Balances of Governmental Funds to the Statement of Activities**  
**For The Year Ended April 30, 2017**

---

Net Change in Fund Balances - Total Governmental Funds	
Combined Statement of Revenues, Expenditures and Changes in Fund Balances	\$ (243,812)
Amounts reported for governmental activities in the Statement of Activities are different because:	
Depreciation of capital assets is not considered an expenditure in the fund financial statements.	(1,111,382)
Purchases of capital assets are treated as an expenditure in the fund financial statements.	919,035
Capital assets obtained by lease obligations are recorded in the fund financial statements.	(97,780)
Loss on disposition of capital assets is not considered an expenditure in the fund financial statements.	(4,273)
The change in deferred property taxes is not recorded in the fund financial statements	140,658
Payments of bond principal are considered expenditures in the fund financial statements.	2,779,000
Payments of capital lease principal are treated as an expenditure in the fund financial statements.	95,406
Proceeds from bond issues are considered Other Financing Sources in the fund financial statements.	(1,899,755)
The change in accrued interest expense is not recorded in the fund financial statements	9,216
The change in accrued compensated absences is not recorded in the fund financial statements.	225,669
The change in the net pension liability is not considered an expenditure in the fund financial statements.	23,542
Adjustments for the IMRF plan year are not considered an expenditure in the fund financial statements.	<u>(188,829)</u>
Change in Net Position of Governmental Activities (Statement of Activities)	<u>\$ 646,695</u>

See the Accompanying Notes to the Financial Statements.

**Dundee Township Park District  
Proprietary Funds  
Statement of Fund Net Position  
April 30, 2017**

	<b>Randall Oaks Golf Course</b>	<b>Bonnie Dundee Golf Course</b>	<b>Total</b>
<b>CURRENT ASSETS</b>			
Cash	\$ 40,790	\$ 17,931	\$ 58,721
Accounts Receivable	4,265	0	4,265
Inventory	102,225	25,130	127,355
<b>TOTAL CURRENT ASSETS</b>	<u>147,280</u>	<u>43,061</u>	<u>190,341</u>
<b>CAPITAL ASSETS</b>			
Capital Assets Not Being Depreciated			
Land	107,405	4,947,915	5,055,320
Capital Assets Being Depreciated			
Buildings	3,025,758	656,199	3,681,957
Equipment	1,929,145	660,945	2,590,090
Improvements	3,488,069	2,012,025	5,500,094
Vehicles	87,714	0	87,714
Less Accumulated Depreciation	<u>(5,062,987)</u>	<u>(2,839,984)</u>	<u>(7,902,971)</u>
<b>TOTAL CAPITAL ASSETS</b>	<u>3,575,104</u>	<u>5,437,100</u>	<u>9,012,204</u>
<b>TOTAL ASSETS</b>	<u>3,722,384</u>	<u>5,480,161</u>	<u>9,202,545</u>
<b>TOTAL DEFERRED OUTFLOWS</b>	<u>0</u>	<u>0</u>	<u>0</u>
<b>CURRENT LIABILITIES</b>			
Accounts Payable	\$ 71,135	\$ 24,758	\$ 95,893
Accrued Expenses	76,271	2,460	78,731
Accrued Wages	32,790	10,361	43,151
Unearned Program Revenue	321,001	0	321,001
Due to Other Funds	626,562	632,455	1,259,017
<b>TOTAL CURRENT LIABILITIES</b>	<u>1,127,759</u>	<u>670,034</u>	<u>1,797,793</u>
<b>TOTAL LIABILITIES</b>	<u>1,127,759</u>	<u>670,034</u>	<u>1,797,793</u>
<b>TOTAL DEFERRED INFLOWS</b>	<u>0</u>	<u>0</u>	<u>0</u>
<b>NET POSITION</b>			
Net Investment in Capital Assets	3,575,104	5,437,100	9,012,204
Unrestricted Amounts	<u>(980,479)</u>	<u>(626,973)</u>	<u>(1,607,452)</u>
<b>TOTAL NET POSITION</b>	<u>\$ 2,594,625</u>	<u>\$ 4,810,127</u>	<u>\$ 7,404,752</u>

See the Accompanying Notes to the Financial Statements.

**Dundee Township Park District  
Proprietary Funds  
Statement of Revenues, Expenses and Changes in Fund Net Position  
For The Year Ended April 30, 2017**

	<b>Randall Oaks Golf Course</b>	<b>Bonnie Dundee Golf Course</b>	<b>Total</b>
<b>OPERATING REVENUES</b>			
Golf Programs & Fees	\$ 1,334,851	\$ 602,411	\$ 1,937,262
Proshop Merchandise	153,322	27,607	180,929
Food & Beverage	965,537	119,255	1,084,792
Miscellaneous	52,406	11,588	63,994
<b>TOTAL OPERATING REVENUES</b>	<b>2,506,116</b>	<b>760,861</b>	<b>3,266,977</b>
<b>OPERATING EXPENSES</b>			
Golf Administrative and Program			
Full Time Wages	654,142	281,488	935,630
Part Time Wages	676,859	209,898	886,757
Staff Health Insurance & Benefits	204,536	67,849	272,385
Materials & Services	638,838	154,612	793,450
Contractual Services	98,692	38,070	136,762
Membership Dues & Conferences	6,752	2,611	9,363
Information Technology	6,346	26,360	32,706
Utilities	85,779	8,846	94,625
	<u>2,371,944</u>	<u>789,734</u>	<u>3,161,678</u>
Golf Course Maintenance			
Equipment Repair & Maintenance	122,632	30,520	153,152
Building & Landscape	208,496	78,084	286,580
	<u>331,128</u>	<u>108,604</u>	<u>439,732</u>
<b>TOTAL OPERATING EXPENSES</b>	<b>2,703,072</b>	<b>898,338</b>	<b>3,601,410</b>
<b>OPERATING LOSS BEFORE DEPRECIATION</b>	<b>(196,956)</b>	<b>(137,477)</b>	<b>(334,433)</b>
<b>DEPRECIATION</b>	<b>(267,000)</b>	<b>(34,738)</b>	<b>(301,738)</b>
<b>OPERATING LOSS</b>	<b>(463,956)</b>	<b>(172,215)</b>	<b>(636,171)</b>
<b>NON-OPERATING REVENUES</b>			
Capital Contributions	194,139	32,654	226,793
Transfers In	40,000	0	40,000
<b>TOTAL NON-OPERATING REVENUES</b>	<b>234,139</b>	<b>32,654</b>	<b>266,793</b>
<b>CHANGE IN FUND NET POSITION</b>	<b>(229,817)</b>	<b>(139,561)</b>	<b>(369,378)</b>
<b>NET POSITION,</b>			
<b>BEGINNING OF YEAR</b>	2,464,810	4,896,057	7,360,867
<b>PRIOR PERIOD ADJUSTMENT</b>	359,632	53,631	413,263
<b>BEGINNING OF YEAR, RESTATED</b>	<u>2,824,442</u>	<u>4,949,688</u>	<u>7,774,130</u>
<b>END OF YEAR</b>	<u>\$ 2,594,625</u>	<u>\$ 4,810,127</u>	<u>\$ 7,404,752</u>

See the Accompanying Notes to the Financial Statements.

**Dundee Township Park District  
Proprietary Funds  
Statement of Cash Flows  
For The Year Ended April 30, 2017**

	<u>Randall Oaks Golf Course</u>	<u>Bonnie Dundee Golf Course</u>	<u>Total</u>
<b>CASH FLOWS FROM OPERATING ACTIVITIES</b>			
Cash Received from Public	\$ 2,531,806	\$ 759,486	\$ 3,291,292
Cash Paid to Vendors and Employees	(2,675,339)	(905,927)	(3,581,266)
Interest Paid	0	0	0
Income Taxes Paid	0	0	0
	<u>                    </u>	<u>                    </u>	<u>                    </u>
<b>NET CASH USED IN OPERATING ACTIVITIES</b>	<u>(143,533)</u>	<u>(146,441)</u>	<u>(289,974)</u>
<b>CASH FLOWS FROM CAPITAL AND RELATED FINANCING ACTIVITIES</b>			
Acquisition of Capital Assets	(194,139)	(32,654)	(226,793)
Contribution of Assets from Other Funds	194,139	32,654	226,793
	<u>                    </u>	<u>                    </u>	<u>                    </u>
<b>NET CASH USED IN CAPITAL AND RELATED FINANCING ACTIVITIES</b>	<u>0</u>	<u>0</u>	<u>0</u>
<b>CASH FLOWS FROM NON-CAPITAL FINANCING ACTIVITIES</b>			
Proceeds from Interfund Capital Transactions	0	96,970	96,970
Payments for Interfund Transactions	(222,736)	0	(222,736)
Transfers In	40,000	0	40,000
	<u>                    </u>	<u>                    </u>	<u>                    </u>
<b>NET CASH PROVIDED BY (USED IN) NON-CAPITAL FINANCING ACTIVITIES</b>	<u>(182,736)</u>	<u>96,970</u>	<u>(85,766)</u>
<b>NET INCREASE IN CASH AND CASH EQUIVALENTS</b>	<u>(326,269)</u>	<u>(49,471)</u>	<u>(375,740)</u>
<b>CASH AND CASH EQUIVALENTS, BEGINNING OF YEAR</b>	<u>367,059</u>	<u>67,402</u>	<u>434,461</u>
<b>END OF YEAR</b>	<u>\$ 40,790</u>	<u>\$ 17,931</u>	<u>\$ 58,721</u>

See the Accompanying Notes to the Financial Statements.

**Dundee Township Park District  
Proprietary Funds  
Statement of Cash Flows (Continued)  
For The Year Ended April 30, 2017**

	<u>Randall Oaks Golf Course</u>	<u>Bonnie Dundee Golf Course</u>	<u>Total</u>
<b>CASH FLOWS FROM OPERATING ACTIVITIES</b>			
Operating Loss	\$ (463,956)	\$ (172,215)	\$ (636,171)
Adjustments to Reconcile Operating Loss to Net Cash Used In Operating Activities:			
Depreciation	267,000	34,738	301,738
Changes In Certain Assets and Liabilities:			
Accounts Receivable	7,555	125	7,680
Inventory	21,900	6,177	28,077
Accounts Payable	791	(15,596)	(14,805)
Accrued Expenses	492	1,593	2,085
Accrued Wages	4,550	237	4,787
Unearned Program Revenue	18,135	(1,500)	16,635
<b>NET CASH USED IN OPERATING ACTIVITIES</b>	<u>\$ (143,533)</u>	<u>\$ (146,441)</u>	<u>\$ (289,974)</u>

See the Accompanying Notes to the Financial Statements.

**Dundee Township Park District  
Notes to the Financial Statements  
For the Year Ended April 30, 2017**

---

NOTE 1 - SUMMARY OF SIGNIFICANT ACCOUNTING POLICIES

The accounting and reporting policies of the Park District relating to the funds and account groups included in the accompanying basic financial statements conform to generally accepted accounting principles (GAAP) applicable to state and local governments. The Governmental Accounting Standards Board (GASB) is the accepted standard-setting body for establishing governmental accounting and financial reporting principles. The following is a summary of the more significant policies.

A. Reporting Entity

The Park District follows the provisions of Governmental Accounting Standards Board Statement No. 39, "Determining Whether Certain Organizations Are Component Units – an amendment of GASB Statement No. 14". As defined by generally accepted accounting principles established by GASB, the financial reporting entity consists of the primary government, as well as its component units, which are legally separate, tax-exempt entities and meet all of the following criteria:

1. The economic resources received or held by the separate organization are entirely or almost entirely for the direct benefit of the primary government, its component units, or its constituents.
2. The primary government, or its component units, is entitled to, or has the ability to otherwise access, a majority of the economic resources received or held by the separate organization.
3. The economic resources received or held by an individual organization that the specific primary government, or its component units, is entitled to, or has the ability to otherwise access, are significant to that primary government.

The Park District has concluded that no entities meet the criteria of Statement 39 for inclusion as a component unit. Likewise, the Park District is not required to be included as a component unit of any other entity.

B. Basis of Presentation

GOVERNMENT-WIDE FINANCIAL STATEMENTS

The Statement of Net Position and the Statement of Activities display information about the reporting government as a whole. They include all funds of the reporting entity except for fiduciary funds. The statements distinguish between governmental and business type activities, when applicable.

Governmental activities generally are financed through taxes, intergovernmental revenues, and other non-exchange revenues. Business type activities are financed in whole or in part by fees charged to external parties for goods or services.

**Dundee Township Park District  
Notes to the Financial Statements (Continued)  
For the Year Ended April 30, 2017**

---

NOTE 1 - SUMMARY OF SIGNIFICANT ACCOUNTING POLICIES (CONTINUED)

B. Basis of Presentation (Continued)

GOVERNMENT -WIDE FINANCIAL STATEMENTS (CONTINUED)

The Statement of Activities demonstrates the degree to which the direct expenses of a given function or segment are offset by program revenues. Direct expenses are those that are clearly identifiable with a specific function. The Park District allocates indirect expenses to functions in the Statement of Activities in cases where a clear and direct connection exists. Program revenues include charges to residents who purchase, use or directly benefit from goods, services, or privileges provided by a given function, and grants and contributions that are restricted to meeting the operational and capital requirements of a particular function. Taxes and other income items that are not specifically related to a function are reported as general revenues.

Separate financial statements are provided for governmental funds and proprietary funds. Major individual governmental funds and major individual enterprise funds are reported as separate columns in the fund financial statements.

Amounts reported as program revenues include charges to residents who purchase, use or directly benefit from goods, services, or privileges provided by a given function, and grants and contributions that are restricted to meeting the operational and capital requirements of a particular function. Likewise, general revenues include all taxes.

FUND FINANCIAL STATEMENTS

Fund financial statements of the reporting entity are organized into individual funds, each of which is considered to be a separate accounting entity. Each fund is accounted for by providing a separate set of self-balancing accounts, which constitute its assets and deferred outflows, liabilities and deferred inflows, fund equity, revenues, and expenditures/expenses. Fund accounting segregates funds according to their intended purpose and is used to aid management in demonstrating compliance with finance-related legal and contractual provisions.

Funds are organized as major funds or non-major funds within the governmental statements. A fund is considered major if it is the primary operating fund of the entity or meets the following criteria:

- Total assets and deferred outflows, liabilities and deferred inflows, revenues or expenditures/expenses of the individual governmental fund or enterprise fund are at least ten percent of the corresponding total for all funds of that category or type and
- Total assets and deferred outflows, liabilities and deferred inflows, revenues or expenditures/expenses of the individual governmental or enterprise fund are at least five percent of the corresponding total for all governmental and enterprise funds combined.



**Dundee Township Park District  
Notes to the Financial Statements (Continued)  
For the Year Ended April 30, 2017**

---

NOTE 1 - SUMMARY OF SIGNIFICANT ACCOUNTING POLICIES (CONTINUED)

B. Basis of Presentation (Continued)

FUND FINANCIAL STATEMENTS (CONTINUED)

Governmental Funds (Governmental Activities)

Governmental fund types are those through which most governmental functions of the Park District are financed. The Park District's expendable financial resources (except those accounted for in the proprietary funds) are accounted for through governmental funds. The measurement focus is based upon determination of changes in financial position rather than upon net income determination. A brief explanation of the Park District's governmental funds follows:

Corporate Fund

The Corporate Fund is the general operating fund of the Park District. It is used to account for and report all financial resources not accounted for or reported in another fund.

Special Revenue Funds

Special Revenue Funds are used to account for and report the proceeds of specific revenue sources that are restricted or committed to expenditure for specified purposes other than debt service or capital projects. Funds included in this fund category are:

Recreation	Social Security
Special Recreation	Liability Insurance
Illinois Municipal Retirement	Police

Capital Projects Fund

The Capital Projects Fund is used to account for and report financial resources that are restricted, committed or assigned to expenditure for capital outlays including the acquisition or construction of capital facilities and other capital assets, excluding those types of capital related outflows financed by proprietary funds.

Debt Service Fund

The Debt Service Fund is used to account for the accumulation of resources for the payment of general long-term debt principal, interest and related costs.

Permanent Fund

The District reports the Working Cash Fund as a permanent fund.

Proprietary Funds (Business Activities)

Proprietary funds are used to account for activities which are similar to those often found in the private sector, where the determination of net income is necessary or useful to sound financial administration. The District's proprietary funds comprise of the Randall Oaks Golf Course and the Bonnie Dundee Golf Course.

**Dundee Township Park District**  
**Notes to the Financial Statements (Continued)**  
**For the Year Ended April 30, 2017**

---

NOTE 1 - SUMMARY OF SIGNIFICANT ACCOUNTING POLICIES (CONTINUED)

B. Basis of Presentation (Continued)

MAJOR FUNDS

The Park District reports the following major governmental funds:

- The Corporate Fund, which accounts for the Park District's primary operating activities.
- The Recreation Fund, which accounts for the operations of the recreation programs offered to residents. Financing is provided by a specific annual property tax levy to the extent user charges are not sufficient to provide such financing.
- The Special Recreation Fund, which accounts for the District's special recreation programs.
- The Capital Projects Fund, which accounts for District capital improvements.
- The Debt Service Fund, which accounts for the payment of long-term debt principal, interest and related costs.

The Park District reports the following major proprietary funds:

- Randall Oaks Golf Course
- Bonnie Dundee Golf Course

NON-MAJOR FUNDS

The Park District reports the following non-major governmental funds:

- Illinois Municipal Retirement
- Social Security
- Liability Insurance
- Police
- Working Cash

C. Basis of Accounting

In the government-wide Statement of Net Position and Statement of Activities, both governmental and business-type activities are presented using the economic resources measurement focus and the accrual basis of accounting. Under the accrual basis of accounting, revenues are recognized when earned and expenses are recorded when the liability is incurred or the economic asset is used. Revenues, expenses, gains, losses, assets, and liabilities resulting from exchange and exchange-like transactions are recognized when the exchange takes place. Property taxes are recognized as revenues in the year for which they are levied. Grants and similar items are recognized as revenue as soon as all eligibility requirements imposed by the provider have been met.

**Dundee Township Park District**  
**Notes to the Financial Statements (Continued)**  
**For the Year Ended April 30, 2017**

---

NOTE 1 - SUMMARY OF SIGNIFICANT ACCOUNTING POLICIES (CONTINUED)

C. Basis of Accounting (Continued)

The current financial resources measurement focus and the modified accrual basis of accounting are followed by the governmental funds. Under the modified accrual basis of accounting, revenues are recognized when susceptible to accrual, i.e., both measurable and available to finance the Park District's operations. "Measurable" means the amount of the transaction can be determined and "available" means collectible within the current period or soon enough thereafter to be used to pay liabilities of the current period.

The Park District reports unearned/deferred revenues on its Statement of Net Position and its Governmental Funds Balance Sheet. For government-wide financial statements, unearned revenues arise from program charges received before the program has started. For governmental fund financial statements, deferred revenues occur when potential revenue does not meet both the "measurable" and "available" criteria for recognition in the current period and when resources are received by the Park District before it has a legal claim to them. In subsequent periods, when both revenue recognition criteria are met, or when the Park District has a legal claim to the resources, the liability for deferred revenue is removed from the Governmental Funds Balance Sheet and revenue is recognized accordingly.

D. Measurement Focus

On the government-wide Statement of Net Position and Statement of Activities, both governmental and business-type activities are presented using the flow of economic resources measurement focus, which means all assets, deferred outflows, liabilities (whether current or non-current), and deferred inflows are included on the Statement of Net Position and the operating statements present increases and decreases in net position.

The measurement focus of all governmental and proprietary funds is the flow of current financial resources concept. Under this concept, sources and uses of financial resources, including capital outlays, debt proceeds and debt retirements are reflected in operations. Resources not available to finance expenditures and commitments of the current period are recognized as deferred revenue or a reservation of fund equity. Liabilities for claims, judgments, compensated absences and pension contributions, which will not be currently liquidated using expendable available financial resources, are included as liabilities in the government-wide and proprietary fund financial statements, but are excluded from the governmental funds financial statements. The related expenditures are recognized in the governmental fund financial statements when the liabilities are liquidated.

E. Use of Estimates

In preparing financial statements in conformity with generally accepted accounting principles, management makes estimates and assumptions that affect the reported amounts of assets and liabilities and disclosures of contingent assets and liabilities at the date of the financial statements, as well as the reported amounts of revenues and expenses during the reporting period. Actual results could differ from those estimates.

**Dundee Township Park District**  
**Notes to the Financial Statements (Continued)**  
**For the Year Ended April 30, 2017**

---

NOTE 1 - SUMMARY OF SIGNIFICANT ACCOUNTING POLICIES (CONTINUED)

F. Budgetary Information

The Park District's budgetary operations are governed by the appropriation law detailed in the Illinois Park District Code and administered by the Business Manager. Annually, before the end of the first quarter of each year, the Park District appropriates amounts necessary to defray all necessary expenditures identified in the budget, plus additional specifically identified contingent items. The appropriation law allows for transfers among categories in any fund, not to exceed an aggregate of 10 percent of the total amount appropriated in such fund, without additional Park District Board action. After the first six months of any fiscal year, the Park District Board may, by a two-thirds vote, amend the initially approved appropriation ordinance. Unused appropriations lapse at the end of the year.

G. Budget Basis of Accounting

Budgetary information for individual funds is prepared on the same basis as the basic financial statements. The budget is prepared in accordance with the Illinois Park District Code and is derived from the combined annual budget and appropriation ordinance of the Park District. Working budgets are prepared for all governmental fund types and prepared based on the annual fiscal year of the Park District. Budgetary funds are controlled by an integrated budgetary accounting system in accordance with legal requirements governing the Park District.

H. Cash, Cash Equivalents, and Investments

The Park District considers all highly liquid investments with an initial maturity date within three months of the date acquired by the Park District and investment pools to be cash equivalents. State Statutes authorize the Park District to invest in obligations of the U.S. Treasury; federally insured bank accounts, credit union accounts or money markets; corporate obligations; repurchase agreements; and the Illinois Park District Liquid Asset Fund Plus.

I. Interfund Receivables/Payables

Amounts due to and due from other funds may arise during the course of the Park District's operations because of numerous transactions between funds to finance operations, provide services, construct assets and service debt. At April 30, 2017, the Park District reports net interfund receivable/payable of \$1,259,017 between governmental and business activities. A transfer between governmental and business activities of \$40,000 is also reported at year-end.

J. Inventories

The Park District uses the consumption method as its basis of accounting for inventories. Inventories are stated at the lower of cost or market. Cost has been determined on the first-in, first-out basis.

K. Prepaid Expenses/Expenditures

Payments made to vendors for services that will benefit periods beyond April 30, 2017 are recorded as prepaid expenses/expenditures.

**Dundee Township Park District  
Notes to the Financial Statements (Continued)  
For the Year Ended April 30, 2017**

---

NOTE 1 - SUMMARY OF SIGNIFICANT ACCOUNTING POLICIES (CONTINUED)

L. Capital Assets

The accounting treatment over property, plant and equipment (capital assets) depends on whether the assets are used in governmental fund operations or proprietary fund operations, and whether they are reported in the government-wide or fund financial statements.

GOVERNMENT-WIDE FINANCIAL STATEMENTS

In the government-wide financial statements, fixed assets are accounted for as capital assets. All capital assets are valued at historical cost or estimated historical cost if actual cost is unavailable. Donated capital assets are stated at their fair market value as of the date donated. The Park District uses \$5,000 as the capitalization threshold for asset additions.

Depreciation of all exhaustible capital assets is recorded as an allocated expense in the Statement of Activities, with accumulated depreciation reflected in the Statement of Net Position. Depreciation is provided over the assets' estimated useful lives using the straight-line method of depreciation. The range of estimated useful lives by type of asset is as follows:

Buildings	50 Years
Improvements	20 Years
Equipment	5 to 30 Years
Vehicles	8 Years

Capital assets in the proprietary fund types are capitalized at historical cost in the fund in which they are utilized. Depreciation is provided using the straight-line method over the estimated useful lives of the related assets.

Estimated useful lives are as follows:

Buildings	50 Years
Improvements	20 Years
Equipment	5 to 30 Years
Vehicles	8 Years

FUND FINANCIAL STATEMENTS

In the fund financial statements, capital assets used in governmental fund operations are accounted for as capital outlays in the fund from which the expenditure was made. Public domain (infrastructure) assets consisting of roads, curbs and gutters, sidewalks, drainage systems, and lighting systems are not capitalized in the fund financial statements.

The costs of normal maintenance and repairs that do not add to the value of the asset or materially extend asset lives are not included as capitalized assets or capitalized in the proprietary funds. Capital assets used in proprietary fund operations are accounted for the same in the fund financial statements as they are in the government-wide statements.

**Dundee Township Park District**  
**Notes to the Financial Statements (Continued)**  
**For the Year Ended April 30, 2017**

---

NOTE 1 - SUMMARY OF SIGNIFICANT ACCOUNTING POLICIES (CONTINUED)

M. Long Term Liabilities

In the government-wide financial statements, debt principal payments of both government and business-type activities are reported as decreases in the balance of the liability on the Statement of Net Position. In the fund financial statements, however, debt principal payments of governmental funds are recognized when paid.

N. Accrued Compensated Absences

It is the Park District's policy to permit employees to accumulate earned but unused vacation, compensated absences and sick pay benefits. Unused vacation and compensated absences can be accrued up to 240 hours or 30 days. Sick pay can be accrued up to 2,400 hours or 300 days. Accrued compensated absences are not expected to be liquidated with expendable available financial resources, and therefore is not reported in the fund financial statements. As of April 30, 2017, the balance of accrued compensated absences was \$1,011,836.

O. Property Taxes

Property taxes become an enforceable lien on property as of January 1. Taxes are levied each year and are payable in two installments, generally due in June and September of the following year. Kane County and Cook County bill and collect all property taxes and remit them to the Park District. The Park District recognizes property taxes in the year in which they attach as an enforceable lien and are available.

In 1995, the State of Illinois enacted Public Act 89-1, "The Property Tax Extension Limitation Laws Application to Cook County Taxing Districts" (Act). Beginning with the 1994 levy year, the Act limits increases in property tax extensions to 5 percent, or the percent increase in the National Consumer Price Index (CPI), whichever is less. Increases above 5 percent or the CPI must be approved by voters in a referendum. In 1991, the State of Illinois had enacted similar property tax extension limitation laws applicable to Kane County taxing districts.

P. GASB Pronouncements

In June 1999, the GASB issued Statement No. 34, "Basic Financial Statements and Management's Discussion and Analysis for State and Local Governments." This Statement establishes new financial reporting requirements for state and local governments throughout the United States. The requirements of this Statement are effective in three phases based on a government's total revenues in the first year ending after June 15, 1999. The Park District has adopted this Statement for the period beginning May 1, 2004.

**Dundee Township Park District**  
**Notes to the Financial Statements (Continued)**  
**For the Year Ended April 30, 2017**

---

NOTE 1 - SUMMARY OF SIGNIFICANT ACCOUNTING POLICIES (CONTINUED)

P. GASB Pronouncements (Continued)

Governmental Accounting Standards Board Statement No. 61, "The Financial Reporting Entity," is an amendment of GASB Statements No. 14 and No. 39, which does not have impact on the current year financial statements.

As of May 1, 2012, the District has implemented GASB Statement No. 63, "Financial Reporting of Deferred Outflows of Resources, Deferred Inflows or Resources, and Net Position." The objective of this Statement is to improve financial reporting by standardizing the presentation of deferred outflows of resources and deferred inflows of resources and their effect on a government's net position.

As of May 1, 2012, the District has implemented GASB Statement No. 65 "Items Previously Reported as Assets and Liabilities." The objective of this statement is to establish accounting and financial reporting standards that reclassify as deferred outflows of resources or deferred inflows of resources, certain items that were previously reported as assets and liabilities. The Statement also recognizes as outflows of resources or inflows of resources certain items that were previously reported as assets and liabilities.

As of May 1, 2015, the District has implemented GASB Statement No. 68 "Accounting and Financial Reporting for Pensions" which is an amendment of GASB Statement No. 27. The objective of this statement is to improve accounting and financial reporting by state and local governments for pensions. It also improves information provided by state and local governmental employers about financial support for pensions that is provided by other entities. This statement results from a comprehensive review of the effectiveness of existing standards of accounting and financial reporting for pensions with regard to providing decision-useful information, supporting assessments of accountability and interperiod equity, and creating additional transparency.

Upon implementation of GASB 68, the District has also implemented GASB Statement No. 71 "Pension Transition for Contributions Made Subsequent to the Measurement Date – an amendment of GASB Statement No. 68.

Q. Equity Classifications

GOVERNMENT-WIDE FINANCIAL STATEMENTS

Equity is classified as net position and displayed in three components:

- Net Investment in capital assets – consists of capital assets, net of accumulated depreciation.
- Restricted Amounts – consists of amounts with constraints placed on the use either by external groups such as creditors, grantors, contributors, or laws or regulations of other governments, or law through constitutional provisions or enabling legislation.
- Unrestricted Amounts – consists of all other amounts that do not meet the definition of restricted or invested in capital assets.

**Dundee Township Park District  
Notes to the Financial Statements (Continued)  
For the Year Ended April 30, 2017**

---

NOTE 1 - SUMMARY OF SIGNIFICANT ACCOUNTING POLICIES (CONTINUED)

Q. Equity Classifications (Continued)

FUND FINANCIAL STATEMENTS

Governmental fund equity is classified as fund balance. The components of fund balance are:

- Non-spendable – consists of resources that cannot be spent because they are either: a) not in a spendable form; or b) legally or contractually required to be maintained intact.
- Restricted – consists of resources that are restricted to specific purposes, that is, when constraints placed on the use of resources are either; a) externally imposed by creditors (such as through debt covenants), grantors, contributors, or laws or regulations of other governments; or b) imposed by law through constitutional provisions or enabling legislation.
- Committed – consists of resources constrained (issuance of an ordinance) to specific purposes by a government itself, using its highest level of decision-making authority, the Board of Trustees; to be reported as committed, amounts cannot be used for any other purpose unless the government takes the same highest-level action to remove or change the constraint.
- Assigned – amounts that are constrained by the Board of Trustees' intent to be used for specific purposes but are neither restricted nor committed. Intent is expressed by (a) the Board of Trustees itself or (b) a body or official to which the Board of Trustees has delegated the authority to assign amounts to be used for specific purposes. The District's highest level of decision-making authority is the Board of Trustees, who is authorized to assign amounts to a specific purpose.
- Unassigned – consists of the residual net resources of a fund that has not been restricted, committed, or assigned within the general fund and deficit fund balances of other governmental funds.

The Park District's flow of funds assumption prescribes that the funds with the highest level of constraint are expended first. If restricted or unrestricted funds are available for spending, the restricted funds are spent first. If different levels of unrestricted funds are available for spending, the Park District considers committed funds to be expended first followed by assigned and, lastly, unassigned funds.



**Dundee Township Park District  
Notes to the Financial Statements (Continued)  
For the Year Ended April 30, 2017**

NOTE 1 - SUMMARY OF SIGNIFICANT ACCOUNTING POLICIES (CONTINUED)

Q. Equity Classifications (Continued)

FUND FINANCIAL STATEMENTS (CONTINUED)

Fund	Corporate	Recreation	Special Recreation	Capital Projects	Debt Service	Non-Major Funds	Total
Non-spendable							
Working Cash	\$ 0	\$ 0	\$ 0	\$ 0	\$ 0	\$ 180,325	\$ 180,325
Restricted							
Recreation	0	1,087,013	0	0	0	0	1,087,013
Special Recreation	0	0	397,155	0	0	0	397,155
Debt Service	0	0	0	0	175,708	0	175,708
Social Security	0	0	0	0	0	41,754	41,754
Liability Insurance	0	0	0	0	0	22,064	22,064
Committed	0	0	0	0	0	0	0
Assigned							
Capital Expenditures	0	0	0	1,022,572	0	0	1,022,572
Unassigned	559,826	0	0	0	0	(27,796)	532,030
	<u>\$ 559,826</u>	<u>\$ 1,087,013</u>	<u>\$ 397,155</u>	<u>\$ 1,022,572</u>	<u>\$ 175,708</u>	<u>\$ 216,347</u>	<u>\$ 3,458,621</u>

R. Transfers

During the normal course of Park operations, interfund balances are created. Amounts due to and due from other funds arise during the course of the Park District's operations because of numerous transactions between funds to finance operations, provide services, construct assets and service debt. The following interfund receivables and payables exist at April 30, 2017:

	Transfers In	Transfers Out
Governmental Activities		
Corporate Fund	\$ 0	\$ 400,000
Recreation Fund	0	700,000
Special Recreation Fund	0	80,000
Capital Projects Fund	1,140,000	304,773
Debt Service Fund	304,773	0
Subtotal Governmental Activities	<u>1,444,773</u>	<u>1,484,773</u>
Business-Type Activities		
Randall Oaks Golf Course Fund	40,000	0
Subtotal Business-Type Activities	<u>40,000</u>	<u>0</u>
Total	<u>\$ 1,484,773</u>	<u>\$ 1,484,773</u>

S. Prior Period Adjustment

A prior period adjustment of \$413,263 has been made between government-wide net position and business-type net position. The adjustment was made in order to properly account for capital assets purchased by governmental activities on behalf of business-type activities in prior years.

**Dundee Township Park District  
Notes to the Financial Statements (Continued)  
For the Year Ended April 30, 2017**

---

NOTE 2 - CASH

A. Bank Deposits and Investments

At April 30, 2017, the carrying amount of the Park District's deposits was \$3,207,148, excluding a petty cash fund of \$2,350, and the bank balance was \$3,256,022. The deposits are categorized in accordance with risk factors created by governmental reporting standards.

Also at April 30, 2017, the Park District maintained a balance in the Illinois Park District Liquid Asset Fund. This pooled investment with other park districts is similar in nature to a money market fund and consists primarily of certificates of deposit and U.S. Government securities. Because individual securities are not owned by the Park District, amounts invested in the Illinois Park District Liquid Asset Fund are not categorized. The following table categorizes the Park District's cash and cash equivalents according to levels of custodial credit risk:

Category:	<u>Bank Balances</u>	<u>Carrying Amount</u>
Deposits covered by federal depository insurance, or by collateral held by the Park District or its agent in the Park District's name	\$ 255,770	\$ 287,307
Deposits covered by collateral held by the pledging financial institution's trust department, or its agent in the Park District's name	0	0
Deposits covered by collateral held by the pledging financial institution, or its trust department, or its agent but not in the Park District's name, and deposits which are uninsured and uncollateralized	1,672,042	1,672,042
Illinois Park District Liquid Asset Fund	<u>1,328,210</u>	<u>1,247,799</u>
Total Bank Deposits	<u>\$ 3,256,022</u>	<u>\$ 3,207,148</u>

B. Policies for Investments

It is the policy of the District to invest its funds in a manner which will provide the highest investment return with the maximum security while meeting the daily cash flow demands of the District and conforming to all state and local statutes governing the investment of public funds, using the "prudent person" standard for managing the overall portfolio. The primary objective of the policy is safety (preservation of capital and protection of investment principal), liquidity and yield.

**Dundee Township Park District  
Notes to the Financial Statements (Continued)  
For the Year Ended April 30, 2017**

---

NOTE 2 - CASH (CONTINUED)

B. Policies for Investments (Continued)

Custodial credit risk for deposits with financial institutions is the risk that in the event of a bank's failure, the District's deposits may not be returned to it. The District's investment policy requires pledging of collateral of all bank balances in excess of federal depository insurance with the collateral held by a third party in the District's name.

The District limits its exposure to credit risk, the risk that the issuer of a debt security will not pay its par value upon maturity, by primarily investing in obligations guaranteed by the United States Government or securities issued by agencies of the United States Government that are explicitly or implicitly guaranteed by the United States Government.

NOTE 3 - CAPITAL ASSETS

A summary of changes in capital assets for the year ended April 30, 2017 follows. Total depreciation expense for the year charged for governmental activities was \$1,111,382. Depreciation expense for governmental activities has been charged to the general government and recreation functions on the government-wide statement of activities. Depreciation expense charged for business activities was \$267,000 in the Randall Oaks Golf Course Fund, and \$34,738 in the Bonnie Dundee Gold Course Fund.

	Balance April 30, 2016	Additions	Retirements	Balance April 30, 2017
Governmental Activities:				
Cost				
Land	\$ 6,148,688	\$ 0	\$ 0	\$ 6,148,688
Buildings	28,478,322	409,750	0	28,888,072
Improvements	4,317,469	0	0	4,317,469
Equipment	5,004,772	406,525	(11,478)	5,399,819
Vehicles	877,222	102,760	(48,843)	931,139
	<u>44,826,473</u>	<u>919,035</u>	<u>(60,321)</u>	<u>45,685,187</u>
Accumulated Depreciation				
Buildings	(8,372,576)	(572,325)	0	(8,944,901)
Improvements	(2,069,481)	(179,218)	0	(2,248,699)
Equipment	(2,454,624)	(276,798)	7,206	(2,724,216)
Vehicles	(526,997)	(83,041)	48,842	(561,196)
	<u>(13,423,678)</u>	<u>(1,111,382)</u>	<u>56,048</u>	<u>(14,479,012)</u>
Total Governmental Activities	<u>\$ 31,402,795</u>	<u>\$ (192,347)</u>	<u>\$ (4,273)</u>	<u>\$ 31,206,175</u>

**Dundee Township Park District**  
**Notes to the Financial Statements (Continued)**  
**For the Year Ended April 30, 2017**

NOTE 3 - CAPITAL ASSETS (CONTINUED)

	Balance April 30, 2016	Additions	Reclassifications	Balance April 30, 2017
Business Activities:				
Randall Oaks Golf Course				
Cost				
Land	\$ 107,405	\$ 0	\$ 0	\$ 107,405
Construction in Progress	0	0	0	0
Buildings	2,947,560	78,198	0	3,025,758
Improvements	3,488,069	0	0	3,488,069
Equipment	1,813,204	115,941	0	1,929,145
Vehicles	87,714	0	0	87,714
	<u>8,443,952</u>	<u>194,139</u>	<u>0</u>	<u>8,638,091</u>
Accumulated Depreciation				
Buildings	(1,068,574)	(59,397)	0	(1,127,971)
Improvements	(2,369,651)	(128,386)	0	(2,498,037)
Equipment	(1,270,048)	(79,217)	0	(1,349,265)
Vehicles	(87,714)	0	0	(87,714)
	<u>(4,795,987)</u>	<u>(267,000)</u>	<u>0</u>	<u>(5,062,987)</u>
	<u>3,647,965</u>	<u>(72,861)</u>	<u>0</u>	<u>3,575,104</u>
Bonnie Dundee Golf Course				
Cost				
Land	4,947,915	0	0	4,947,915
Buildings	656,199	0	0	656,199
Improvements	2,012,025	0	0	2,012,025
Equipment	628,291	32,654	0	660,945
	<u>8,244,430</u>	<u>32,654</u>	<u>0</u>	<u>8,277,084</u>
Accumulated Depreciation				
Buildings	(284,405)	(13,124)	0	(297,529)
Improvements	(1,982,817)	(3,835)	0	(1,986,652)
Equipment	(538,024)	(17,779)	0	(555,803)
	<u>(2,805,246)</u>	<u>(34,738)</u>	<u>0</u>	<u>(2,839,984)</u>
	<u>5,439,184</u>	<u>(2,084)</u>	<u>0</u>	<u>5,437,100</u>
Total Business Activities	<u>\$ 9,087,149</u>	<u>\$ (74,945)</u>	<u>\$ 0</u>	<u>\$ 9,012,204</u>

**Dundee Township Park District**  
**Notes to the Financial Statements (Continued)**  
**For the Year Ended April 30, 2017**

NOTE 4 - DEBT COMMITMENTS

The Park District issues general obligation bonds to provide funds for the acquisition and construction of major capital facilities. General obligation bonds have been issued for governmental and proprietary activities. General obligation bonds are direct obligations and pledge the full faith and credit of the Park District. The bonds have deferred outflows and deferred inflows associated with them which are being amortized over the life of the bonds on the Statement of Net Position. At April 30, 2017, the District had long-term debt commitments as follows:

	Per Audit 4/30/2016	New Debt	Principal Paid	Per Audit 4/30/2017	Amounts Due Within One Year
General Obligation Bonds					
Series 2010A	\$ 12,745,000	\$ 0	\$ (540,000)	\$ 12,205,000	\$ 250,000
Series 2010B	5,100,000	0	(270,000)	4,830,000	275,000
Series 2015	1,889,000	0	(1,889,000)	0	0
Series 2016	0	1,899,755	0	1,899,755	1,899,755
General Obligation Debt Certificate 2013	160,000	0	(80,000)	80,000	80,000
	<u>\$ 19,894,000</u>	<u>\$ 1,899,755</u>	<u>\$ (2,779,000)</u>	<u>\$ 19,014,755</u>	<u>\$ 2,504,755</u>
Capital Lease Obligations					
Governmental Activities -					
Lawn Mower Lease 2015	\$ 27,728	\$ 0	\$ (27,728)	\$ 0	\$ 0
Lawn Mower Lease 2016	69,876	0	(34,938)	34,938	34,938
Lawn Mower Lease 2017	0	97,780	(32,740)	65,040	32,449
	<u>\$ 97,604</u>	<u>\$ 97,780</u>	<u>\$ (95,406)</u>	<u>\$ 99,978</u>	<u>\$ 67,387</u>

General Obligation Bond Series 2010A, for \$13,500,000 with all principal and interest due January 1, 2035, interest is charged between 2.30% and 6.00%.

General Obligation Bond Series 2010B, for \$5,525,000 with all principal and interest due June 15, 2031, interest is charged between 3.125% and 4.125%.

General Obligation Bond Series 2015, for \$1,889,000 with all principal and interest due October 15, 2016, interest is charged at 1.09%.

General Obligation Bond Series 2016, for \$1,899,755 with all principal and interest due October 15, 2017, interest is charged at 1.23%.

Debt Certificate Series 2013, for \$400,000 with all principal and interest due December 15, 2017, interest is charged between 1.00% and 1.75%.

**Dundee Township Park District**  
**Notes to the Financial Statements (Continued)**  
**For the Year Ended April 30, 2017**

NOTE 4 - DEBT COMMITMENTS (CONTINUED)

Annual debt service requirements to maturity for general obligation bonds, including interest, are as follows:

Year Ending April 30,	Principal	Interest	Bond Interest Rebate	Total
2018	\$ 2,504,755	\$ 876,834	\$ (236,358)	\$ 3,145,231
2019	535,000	836,453	(233,514)	1,137,939
2020	560,000	818,796	(230,452)	1,148,344
2021	575,000	799,309	(226,858)	1,147,451
2022	620,000	778,246	(222,767)	1,175,479
2023 - 2027	3,865,000	3,976,918	(1,028,185)	6,813,733
2028 - 2032	6,230,000	2,311,515	(748,778)	7,792,737
2033 - 2035	4,125,000	502,500	(175,875)	4,451,625
	<u>\$ 19,014,755</u>	<u>\$ 10,900,571</u>	<u>\$ (3,102,787)</u>	<u>\$ 26,812,539</u>

The 2010A General Obligation Bonds qualify under the American Recovery and Reinvestment Act of 2009 as Build America Bonds. Under this program, the District is qualified to receive 35% of the interest paid from the Federal Government by filing a tax return in a timely manner. Payments received are not required to be used to make the interest payments. During the Federal Government's fiscal year ended September 30, 2013, Congress passed a sequestration bill that initially reduced the 35% interest rebate for direct-pay bond subsidiaries by 8.7% through fiscal 2024. The interest rebate reduction was decreased to 6.8% for the Federal Government's fiscal year ended September 30, 2016. Incremental decreases to the interest rebate percentage reduction are expected to continue through fiscal 2024.

Annual debt service requirements to maturity for capital leases, including interest, are as follows:

Year Ending April 30,	Governmental Activities Lawn Mower Leases
2018	\$ 67,387
2019	32,591
	<u>\$ 99,978</u>

NOTE 5 - DEFICIT FUND BALANCES

At April 30, 2017, the IMRF Fund contains a \$(6,285) deficit fund balance, and the Police Fund contains a \$(21,511) deficit fund balance.

NOTE 6 - RISK MANAGEMENT

The Dundee Township Park District is exposed to various risks related to torts; theft of, damage to, and destruction of assets; errors and omissions; injuries to employees; and net income losses.

**Dundee Township Park District  
Notes to the Financial Statements (Continued)  
For the Year Ended April 30, 2017**

**NOTE 6 - RISK MANAGEMENT (CONTINUED)**

Since May 1, 1984, the Dundee Township Park District has been a member of the Park District Risk Management Agency (PDRMA) Property/Casualty Program. PDRMA is a public entity risk pool consisting of park districts, forest preserve districts, special recreation associations and certain non-profit organizations serving the needs of public entities formed in accordance with the terms of an intergovernmental cooperative agreement among its members. The following table is a summary of the property/casualty coverage in effect for the period January 1, 2017 through January 1, 2018:

Coverage	Member Deductible	PDRMA Self-Insured Retention	Limits	Insurance Company	Policy Number
<b>1. Property</b>					
All losses per occurrence	\$1,000	\$1,000,000	\$1,000,000,000/all members Declaration 11	PDRMA	P070116
Flood/except Zones A&V	\$1,000	\$1,000,000	\$250,000,000/occurrence/annual aggregate	Various Reinsurers	
Flood, Zones A & V	\$1,000	\$1,000,000	\$200,000,000/occurrence/annual aggregate	through the Public Entity	
Earthquake Shock	\$1,000	\$100,000	\$100,000,000/occurrence/annual aggregate	Property Reinsurance Program (PEPIP)	
Auto Physical Damage					
Comprehensive and Collision	\$1,000	\$1,000,000	Included		
Course of Construction	\$1,000	Included	\$25,000,000		
Business Interruption, Rental			\$100,000,000/ reported values		
Income, Tax Income	\$1,000		\$500,000/ \$2,500,000 reported values		
Combined			non-reported values		
Service Interruption	24 hours	N/A	\$25,000,000		
			<b>OTHER SUB-LIMITS APPLY - REFER TO COVERAGE DOCUMENT</b>		
Boiler and Machinery			\$100,000,000 Equipment Breakdown	Travelers	BME1 0525L478
Property damage	\$1,000	\$9,000	Property damage - included	Indemnity Co. of Illinois	
Business Income	48 hours	N/A	Included		
			<b>OTHER SUB-LIMITS APPLY - REFER TO COVERAGE DOCUMENT</b>		
Fidelity and Crime	\$1,000	\$24,000	\$2,000,000/occurrence	National Union	04-589-00-90
Seasonal employees	\$1,000	\$9,000	\$1,000,000/occurrence	Fire Insurance Co.	
Blanket bond	\$1,000	\$24,000	\$2,000,000/occurrence		
<b>2. Workers Compensation</b>					
Employers' Liability	N/A	\$500,000	Statutory	PDRMA	WC010117
		\$500,000	\$3,500,000 Employers Liability	Government Entities Mutual (GEM)	GEM-0003-A17001
				Safety National	SP4056302
<b>3. Liability</b>					
General	None	\$500,000	\$21,500,000/occurrence	PDRMA	L010117
Auto Liability	None	\$500,000	\$21,500,000/occurrence	Reinsurers:	GEM-0003-
Employment Practices	None	\$500,000	\$21,500,000/occurrence	GEM/Great	A17001
Public Officials' Liability	None	\$500,000	\$21,500,000/occurrence	American/Genesis	C501
Law Enforcement Liability	None	\$500,000	\$21,500,000/occurrence		
Uninsured/Underinsured Motorists	None	\$500,000	\$1,000,000/occurrence		

**Dundee Township Park District  
Notes to the Financial Statements (Continued)  
For the Year Ended April 30, 2017**

**NOTE 6 - RISK MANAGEMENT (CONTINUED)**

Coverage	Member Deductible	PDRMA Self- Insured Retention	Limits	Insurance Company	Policy Number
<b>4. Pollution Liability</b>					
Liability - Third Party	None	\$25,000	\$5,000,000/occurrence	XL Environmental	PEC 2535805
Property - First Party	\$1,000	\$24,000	\$30,000,000 3 yr. aggregate	Insurance	
<b>5. Outbreak Expense</b>	24 hours	N/A	\$15,000 per day \$1 million aggregate policy limit	Great American	OB010117
<b>6. Information Security and Privacy Insurance with Electronit Media Liability Coverage</b>					
Information Security & Privacy Liability	None	\$100,000	\$2,000,000/occurrence/annual aggregate	Beazley Lloyds Syndicate	PH1533938
Privacy Notification Costs	None	\$100,000	\$500,000/occurrence/annual aggregate	AFB 2623/623	
Regulatory Defense & Penalties	None	\$100,000	\$2,000,000/occurrence/annual aggregate	through the PEPIP program	
Websit Media Content Liability	None	\$100,000	\$2,000,000/occurrence/annual aggregate		
Cyber Extortion	None	\$100,000	\$2,000,000/occurrence/annual aggregate		
Data Protection & Business Interruption	\$1,000	\$100,000	\$2,000,000/occurrence/annual aggregate		
First Party Business Interruption	8 hours	\$100,000	\$25,000 hourly sublimit/\$25,000 forensic expense/\$100,000 dependent business interruption		
<b>7. Volunteer Medical Accident</b>	None	\$5,000	\$5,000 medical expense and AD&D excess of any other collectable insurance	Self-insured	
<b>8. Underground Storage Tank Liability</b>	None	N/A	\$10,000, follows Illinois Leaking Underground Tank Fund	Self-insured	
<b>9. Unemployment Compensation</b>	N/A	N/A	Statutory	Member Funded	

Losses exceeding the per occurrence self-insured and reinsurance limit would be the responsibility of the Dundee Township Park District.

As a member of PDRMA's Property/Casualty Program, the Dundee Township Park District is represented on the Property/Casualty Program Council and the Membership Assembly and is entitled to one vote on each. The relationship between the Dundee Township Park District and PDRMA is governed by a contract and the by-laws that have been adopted by resolution of the Dundee Township Park District's governing body. The Dundee Township Park District is contractually obligated to make all annual and supplementary contributions to PDRMA, to report claims on a timely basis, cooperate with PDRMA, its claims administrator and attorneys in claims investigation and settlement, and to follow risk management procedures as outlined by PDRMA.



**Dundee Township Park District  
Notes to the Financial Statements (Continued)  
For the Year Ended April 30, 2017**

---

NOTE 6 - RISK MANAGEMENT (CONTINUED)

Members have a contractual obligation to fund any deficit of PDRMA attributable to a membership year during which they were a member.

PDRMA is responsible for administering the self-insurance program and purchasing excess insurance according to the direction of the Program Council. PDRMA also provides its members with risk management services, including the defense of and settlement of claims, and establishes reasonable and necessary loss reduction and prevention procedures to be followed by the members.

The following represents a summary of PDRMA's balance sheet at December 31, 2016 and the statement of revenues and expenses for the period ending December 31, 2016. The Dundee Township Park District's portion of the overall equity of the pool is 1.686% or \$669,419.

Assets	\$	62,209,572
Deferred Outflows of Resources - Pension	\$	1,117,312
Liabilities	\$	23,580,657
Deferred Inflows of Resources - Pension	\$	34,088
Total Net Position	\$	39,712,139
Revenues	\$	20,508,977
Expenditures	\$	21,505,049

Since 92.44% of PDRMA's liabilities are reserves for losses and loss adjustment expenses which are based on an actuarial estimate of the ultimate losses incurred, Member Balances are adjusted annually as more recent loss information becomes available.

NOTE 7 - HEALTH INSURANCE

On October 1, 2010 the Dundee Township Park District became a member of the Park District Risk Management Agency (PDRMA) Health Program, a health benefits pool of park districts, special recreation associations, and public service organizations through which medical, vision, dental, life and prescription drug coverages are provided in excess of specified limits for the members, acting as a single insurable unit. The pool purchases excess insurance covering single claims over \$250,000. Until January 1, 2001 the PDRMA Health Program was a separate legal entity formerly known as the Illinois Park Employees Health Network (IPEHN).

Members can choose to provide any combination of coverages available to their employees, and pay premiums accordingly.

As a member of the PDRMA Health Program, the Dundee Township Park District is represented on the Health Program Council as well as the Membership Assembly and is entitled to one vote on each. The relationship between the member agency and the PDRMA Health Program is governed by a contract and by-laws that have been adopted by resolution of each member's governing body. Members are contractually obligated to make all monthly payments to the PDRMA Health Program and to fund any deficit of the PDRMA Health program upon dissolution of the pool. They will share in any surplus of the pool based on a decision by the Health Program Council.

**Dundee Township Park District  
Notes to the Financial Statements (Continued)  
For the Year Ended April 30, 2017**

---

NOTE 7 - HEALTH INSURANCE (CONTINUED)

The following represents a summary of PDRMA's Health Program's balance sheet at December 31, 2016 and the statement of revenues and expenses for the period ending December 31, 2016.

Assets	\$	19,963,703
Deferred Outflows of Resources - Pension	\$	472,756
Liabilities	\$	5,609,725
Deferred Inflows of Resources - Pension	\$	14,609
Total Net Position	\$	14,812,125
Revenues	\$	37,086,143
Expenditures	\$	34,157,556

A large percentage of PDRMA's liabilities are reserves for losses and loss adjustment expenses, which are based on an actuarial estimate of the ultimate losses incurred.

NOTE 8 - EXCESS OF ACTUAL EXPENDITURES OVER BUDGET IN INDIVIDUAL FUNDS

The following fund had an excess of actual expenditures over legally enacted budgeted amounts for the year ended April 30, 2017:

Fund	Budget	Actual	Variance
Debt Service	\$ 3,677,642	\$ 3,698,671	\$ (21,029)
Randall Oaks Golf Course	2,606,765	2,703,072	(96,307)
Social Security	515,000	531,600	(16,600)
Police	65,006	84,326	(19,320)

NOTE 9 - SUBSEQUENT EVENTS

The date to which events occurring after April 30, 2017, the date of the most recent balance sheet, have been evaluated for possible adjustment to the financial statements or disclosure is August 3, 2017, the date the financial statements were available to be issued.

NOTE 10 - PENSION COMMITMENT

*Plan Description.* The employer's defined benefit pension plan for Regular employees provides retirement and disability benefits, post retirement increases, and death benefits to plan members and beneficiaries. The Park District plan is affiliated with the Illinois Municipal Retirement Fund (IMRF), an agent multiple-employer plan. Benefit provisions are established by statute and may only be changed by the General Assembly of the State of Illinois. IMRF issues a publicly available financial report that includes financial statements and required supplementary information. That report may be obtained on-line at [www.imrf.org](http://www.imrf.org).

In accordance with GASB Statement No. 50 "Pension Disclosures – An Amendment of GASB Statements No. 25 and 27", the following information is provided

*Funding Policy.* As set by statute, the Park District Regular plan members are required to contribute 4.50 percent of their annual covered salary. The statute requires employers to contribute the amount necessary, in addition to member contributions, to finance the retirement coverage of its own employees. The employer annual required contribution rate for calendar year 2016 was 10.71 percent.

**Dundee Township Park District**  
**Notes to the Financial Statements (Continued)**  
**For the Year Ended April 30, 2017**

NOTE 10 - PENSION COMMITMENT (CONTINUED)

*Funding Policy (Continued).* The Park District also contributes for disability benefits, death benefits and supplemental retirement benefits, all of which are pooled at the IMRF level. Contribution rates for disability and death benefits are set by the IMRF Board of Trustees, while the supplemental retirement benefits rate is set by statute.

*Annual Pension Cost.* The Park District's required contribution for calendar year 2016 was \$481,111.

Actuarial Valuation Date	December 31, 2016
Measurement Date of the Net Pension Liability	December 31, 2016
Fiscal Year End	April 30, 2017

Membership	
Number of	
- Retirees and Beneficiaries	66
- Inactive, Non-Retired Members	109
- Active Members	95
- Total	<u>270</u>

Covered Valuation Payroll	<u>\$ 4,492,165</u>
---------------------------	---------------------

Net Pension Liability	
Total Pension Liability/(Asset)	\$ 21,687,337
Plan Fiduciary Net Position	<u>19,308,292</u>
Net Pension Liability/(Asset)	<u>\$ 2,379,045</u>
Plan Fiduciary Net Position as a Percentage of total Pension liability	89.03%
Net Pension Liability as a Percentage of Covered Valuation Payroll	52.96%

Development of the Single Discount Rate as of December 31, 2016	
Long-Term Expected Rate of Investment Return	7.50%
Long-Term Municipal Bond Rate	3.78%
Last year December 31 in the 2017 to 2116 projection period for which projected benefit payments are fully funded	2115
Resulting Single Discount Rate based on the above development	7.50%
Single Discount Rate Calculated using December 31, 2015 Measurement Date	7.49%

Total Pension Expense/(Income)	<u>\$ 641,910</u>
--------------------------------	-------------------

Deferred Outflows and Deferred Inflows of Resources by Source  
(to be recognized in Future Pension Expenses)

	Deferred Outflows of Resources	Deferred Inflows of Resources
1. Difference between expected and actual experience	\$ 0	\$ 79,561
2. Assumption Changes	11,756	18,924
3. Net Difference between projected and actual earnings on pension plan investments	<u>841,517</u>	<u>0</u>
4. Total	<u>\$ 853,273</u>	<u>\$ 98,485</u>

**Dundee Township Park District**  
**Notes to the Financial Statements (Continued)**  
**For the Year Ended April 30, 2017**

---

NOTE 10 - PENSION COMMITMENT (CONTINUED)

SCHEDULE OF CHANGES IN NET PENSION LIABILITY AND RELATED RATIOS  
CURRENT PERIOD

Calendar Year Ended December 31, 2016

A. Total pension liability		
1. Service cost	\$	476,879
2. Interest on the total pension liability		1,523,527
3. Changes of benefit terms		0
4. Difference between expected and actual experience of the total pension liability		(31,237)
5. Changes of assumptions		(26,706)
6. Benefit payments, including refunds of employee contributions		(715,010)
7. Net change in total pension liability		1,227,453
8. Total pension liability – beginning		20,459,884
9. Total pension liability – ending	\$	<u>21,687,337</u>
B. Plan fiduciary net position		
1. Contributions – employer	\$	481,182
2. Contributions – employee		208,694
3. Net investment income		1,250,596
4. Benefit payments, including refunds of employee contributions		(715,010)
5. Other (net transfer)		25,533
6. Net change in plan fiduciary net position		1,250,995
7. Plan fiduciary net position – beginning		18,057,297
8. Plan fiduciary net position – ending	\$	<u>19,308,292</u>
C. Net pension liability/(asset)	\$	<u>2,379,045</u>
D. Plan fiduciary net position as a percentage of the total pension liability		89.03%
E. Covered Valuation Payroll	\$	4,492,165
F. Net pension liability as a percentage of covered valuation payroll		52.96%

**Dundee Township Park District  
Notes to the Financial Statements (Continued)  
For the Year Ended April 30, 2017**

---

NOTE 10 - PENSION COMMITMENT (CONTINUED)

DEFERRED OUTFLOWS AND DEFERRED INFLOWS OF RESOURCES BY YEAR TO BE  
RECOGNIZED IN FUTURE PENSION EXPENSES

Plan Year Ending December 31	Net Deferred Outflows of Resources
2017	\$ 230,043
2018	237,698
2019	266,303
2020	20,744
Total	<u>\$ 754,788</u>

SUMMARY OF ACTUARIAL METHODS AND ASSUMPTIONS  
USED IN THE CALCULATION OF THE TOTAL PENSION LIABILITY

Methods and Assumptions Used to Determine Total Pension Liability:

Actuarial Cost Method	Entry-Age Normal
Asset Valuation Method	Market Value of Assets
Price Inflation	2.75%
Salary Increases	3.75% to 14.5%
Investment Rate of Return	7.49%
Retirement Age	Experience-based table of rates that are specific to the type of eligibility condition. Last updated for the 2014 valuation pursuant to an experience study of the period 2011-2013.

Mortality	For non-disabled retirees, an IMRF specific mortality table was used with fully generational projection scale MP-2014 (base year 2012). the IMRF specific rates were developed from the RP-2014 Blue Collar Health Annuitant Mortality Table with adjustments to match current IMRF experience. For disabled retirees, an IMRF specific mortality table was used with fully generational projection scale MP-2014 (base year 2012). the IMRF specific rates were developed from the RP-2014 Disabled Retirees Mortality table applying the same adjustment that was applied for non-disabled lives. For active members, an IMRF specific mortality table was used with fully generational projection scale MP-2014 (base year 2012). The IMRF specific rates were developed from the RP-2014 Employee Mortality Table with adjustments to match current IMRF experience.
-----------	--

Other Information: There were no benefit changes during the year.

**Dundee Township Park District**  
**Notes to the Financial Statements (Continued)**  
**For the Year Ended April 30, 2017**

---

NOTE 10 - PENSION COMMITMENT (CONTINUED)

CALCULATION OF THE SINGLE DISCOUNT RATE

GASB Statement No. 68 includes a specific requirement for the discount rate that is used for the purpose of the measurement of the Total Pension Liability. This rate considers the ability of the fund to meet benefit obligations in the future. To make this determination, employer contributions, employee contributions, benefit payments, expenses and investment returns are projected into the future. The Plan Net Position (assets) in future years can then be determined and compared to its obligation to make benefit payments in those years. As long as assets are projected to be on hand in a future year, the assumed valuation discount rate is used. In years where assets are not projected to be sufficient to meet benefit payments, the use of a "risk-free" rate is required, as described in the following paragraph.

The single discount rate (SDR) is equivalent to applying these two rates to the benefits that are projected to be paid during the different time periods. The SDR reflects (1) the long-term expected rate of return on pension plan investments (during the period in which the fiduciary net position is projected to be sufficient to pay benefits) and (2) tax-exempt municipal bond rate based on an index of 20-year general obligation bonds with an average AA credit rating (which is published by the Federal Reserve) as of the measurement date (to the extent that the contributions for use with the long-term expected rate of return are not met).

For the purpose of this valuation, the expected rate of return on pension plan investments is 7.50%; the municipal bond rate is 3.78%; and the resulting single discount rate is 7.50%.

SENSITIVITY OF NET PENSION LIABILITY/(ASSET) TO THE  
SINGLE DISCOUNT RATE ASSUMPTION

	1% Decrease 6.50%	Current Single Discount Rate Assumption 7.50%	1% Increase 8.50%
Total Pension Liability	\$ 24,582,420	\$ 21,687,337	\$ 19,314,991
Plan Fiduciary Net Position	19,308,292	19,308,292	19,308,292
Net Pension Liability/(Asset)	<u>\$ 5,274,128</u>	<u>\$ 2,379,045</u>	<u>\$ 6,699</u>

**Dundee Township Park District**  
**IMRF Pension Disclosures**  
**For the Year Ended April 30, 2017**

---

In accordance with GASB Statement No. 68, "Accounting and Financial Reporting for Pensions – An Amendment of GASB Statements No. 27", the financial statements of employers also include required supplementary information showing the 10-year fiscal history of:

- Sources of changes in the net pension liability;
- Information about the components of the net pension liability and related ratios, including the pension plan's fiduciary net position as a percentage of the total pension liability, and the net pension liability as a percent of covered-employee payroll, and
- Comparison of actual employer contributions to the actuarially determined contributions based on the plan's funding policy.

MULTIYEAR SCHEDULE OF CONTRIBUTIONS  
 Last 10 Plan Years (When Available)

<u>Plan Year Ending December 31</u>	<u>Actuarially Determined Contribution</u>	<u>Actual Contribution</u>	<u>Contribution Deficiency (Excess)</u>	<u>Covered Valuation Payroll</u>	<u>Actual Contribution as a % of Covered Valuation Payroll</u>
2015	\$ 471,473	\$ 480,147	\$ (8,674)	\$ 4,494,502	10.68%
2016	481,111 *	481,182	(71)	4,492,165	10.71%

\* Estimated based on contribution rate of 10.71% and covered valuation payroll of \$4,492,165.

**Dundee Township Park District  
IMRF Pension Disclosures (Continued)  
For the Year Ended April 30, 2017**

---

NOTES TO SCHEDULE OF CONTRIBUTIONS

Valuation Date: Actuarially determined contribution rates are calculated as of December 31st of each year, which are 12 months prior to the beginning of the fiscal year in which contributions are reported.

Methods and Assumptions Used to Determine 2016 Contribution Rates:

Actuarial Cost Method	Aggregate Entry-Age Normal
Amortization Method	Level Percentage of Payroll, Closed
Remaining Amortization Period	Non-Taxing bodies: 10-year rolling period. Taxing bodies (Regular, SLEP and ECO groups): 27-year closed period until remaining period reaches 15 years (then 15-year rolling period).
	Early Retirement Incentive Plan liabilities: a period up to 10 years elected by the Employer upon adoption of ERI. SLEP supplemental liabilities attributable to Public Act 94-712 were financed over 22 years for most employers (two employers were financed over 31 years).
Asset Valuation Method	5-Year smoothed market; 20% corridor
Wage Growth	3.50%
Price Inflation	2.75% - approximate; No explicit price inflation assumption is used in this valuation.
Salary Increases	3.75% to 14.5% including inflation
Investment Rate of Return	7.50%
Retirement Age	Experience-based table of rates that are specific to the type of eligibility condition. Last updated for the 2014 valuation pursuant to an experience study of the period 2011-2013.
Mortality	For non-disabled retirees, an IMRF specific mortality table was used with fully generational projection scale MP-2014 (base year 2012). The IMRF specific rates were developed from the RP-2014 Blue Collar Health Annuitant Mortality Table with adjustments to match current IMRF experience. For disabled retirees, an IMRF specific mortality table was used with fully generational projection scale MP-2014 (base year 2012). The IMRF specific rates were developed from the RP-2014 Disabled Retirees Mortality Table applying the same adjustment that were applied for non-disabled lives. For active members, an IMRF specific mortality table was used with fully generational projection scale MP-2014 (base year 2012). The IMRF specific rates were developed from the RP-2014 Employee Mortality Table with adjustments to match current IMRF experience.

Other Information: There were no benefit changes during the year.

Required Supplementary Information.



**Dundee Township Park District**  
**IMRF Pension Disclosures (Continued)**  
**For the Year Ended April 30, 2017**

Multiyear Schedule of Changes in Net Pension Liability and Related Ratios  
Last 10 Plan Years (When Available)

Plan Year Ending December 31,	2016	2015
Total pension liability		
Service cost	476,879	489,657
Interest on the total pension liability	1,523,527	1,440,339
Changes of benefit terms	0	0
Difference between expected and actual experience of the total pension liability	(31,237)	(124,477)
Changes of assumptions	(26,706)	25,480
Benefit payments, including refunds of employee contributions	(715,010)	(661,626)
Net change in total pension liability	1,227,453	1,169,373
Total pension liability— beginning	20,459,884	19,290,511
Total pension liability – ending	<u>\$ 21,687,337</u>	<u>\$ 20,459,884</u>
Plan fiduciary net position		
Contributions – employer	\$ 481,182	\$ 480,147
Contributions – employee	208,694	203,224
Net investment income	1,250,596	90,909
Benefit payments, including refunds of employee contributions	(715,010)	(661,626)
Other (net transfer)	25,533	(226,288)
Net change in plan fiduciary net position	1,250,995	(113,634)
Plan fiduciary net position		
Beginning	18,057,297	18,170,931
Ending	<u>\$ 19,308,292</u>	<u>\$ 18,057,297</u>
Net pension liability / (asset)	<u>\$ 2,379,045</u>	<u>\$ 2,402,587</u>
Plan fiduciary net position as a percent of the total pension liability	89.03%	88.26%
Covered Valuation Payroll	\$ 4,492,165	\$ 4,494,502
Net pension liability as a percent of covered valuation payroll	52.96%	53.46%

Required Supplementary Information.

**Dundee Township Park District  
Corporate Fund  
Budgetary Comparison Schedule  
For The Year Ended April 30, 2017**

	<b>Budgeted Amounts</b>		<b>Actual</b>	<b>Variance With Final Budget</b>
	<b>Original</b>	<b>Final</b>		
<b>REVENUES</b>				
Property Taxes	\$ 2,721,821	\$ 2,721,821	\$ 2,725,790	\$ 3,969
Program Fees	461,925	461,925	539,543	77,618
Interest	6,000	6,000	8,528	2,528
Miscellaneous	82,160	82,160	75,719	(6,441)
<b>TOTAL REVENUES</b>	<u>3,271,906</u>	<u>3,271,906</u>	<u>3,349,580</u>	<u>77,674</u>
<b>EXPENDITURES</b>				
Administrative				
Full Time Wages	1,296,950	1,296,950	1,301,735	(4,785)
Part Time Wages	400,557	400,557	451,603	(51,046)
Staff Insurance & Benefits	503,600	503,600	412,964	90,636
Materials & Supplies	143,989	143,989	158,594	(14,605)
Contractual Services	36,908	36,908	35,972	936
Membership Dues & Conferences	58,203	58,203	47,575	10,628
Information Technology	24,320	24,320	28,869	(4,549)
Utilities	106,129	106,129	125,082	(18,953)
Miscellaneous	1,200	1,200	1,543	(343)
	<u>2,571,856</u>	<u>2,571,856</u>	<u>2,563,937</u>	<u>7,919</u>
Park Maintenance				
Equipment Repair & Maintenance	176,511	176,511	151,633	24,878
Building & Landscape	164,648	164,648	161,141	3,507
	<u>341,159</u>	<u>341,159</u>	<u>312,774</u>	<u>28,385</u>
<b>TOTAL EXPENDITURES</b>	<u>2,913,015</u>	<u>2,913,015</u>	<u>2,876,711</u>	<u>36,304</u>
<b>EXCESS OF REVENUES OVER EXPENDITURES</b>	<u>358,891</u>	<u>358,891</u>	<u>472,869</u>	<u>113,978</u>
<b>OTHER FINANCING USES</b>				
Transfers Out	(400,000)	(400,000)	(400,000)	0
<b>TOTAL OTHER FINANCING USES</b>	<u>(400,000)</u>	<u>(400,000)</u>	<u>(400,000)</u>	<u>0</u>
<b>NET CHANGE IN FUND BALANCE</b>	<u>\$ (41,109)</u>	<u>\$ (41,109)</u>	<u>72,869</u>	<u>\$ 113,978</u>
<b>FUND BALANCE, BEGINNING OF YEAR</b>			<u>486,957</u>	
<b>END OF YEAR</b>			<u>\$ 559,826</u>	

Required Supplementary Information.

**Dundee Township Park District  
Recreation Fund  
Budgetary Comparison Schedule  
For The Year Ended April 30, 2017**

	<b>Budgeted Amounts</b>		<b>Actual</b>	<b>Variance With Final Budget</b>
	<b>Original</b>	<b>Final</b>		
<b>REVENUES</b>				
Property Taxes	\$ 2,501,028	\$ 2,501,028	\$ 2,507,018	\$ 5,990
Intergovernmental - Replacement Taxes	4,500	4,500	54,629	50,129
Program Fees	3,548,852	3,548,852	3,686,554	137,702
Miscellaneous	57,000	57,000	45,926	(11,074)
<b>TOTAL REVENUES</b>	<b>6,111,380</b>	<b>6,111,380</b>	<b>6,294,127</b>	<b>182,747</b>
<b>EXPENDITURES</b>				
Program				
Full time Wages	1,359,109	1,359,109	1,300,160	58,949
Part Time Wages	1,488,674	1,488,674	1,494,628	(5,954)
Program Wages	451,200	451,200	441,306	9,894
Staff Insurance & Benefits	377,090	377,090	363,187	13,903
Program Materials	96,834	96,834	105,855	(9,021)
Materials & Supplies	531,487	531,487	520,108	11,379
Program Contractual Services	381,897	381,897	389,321	(7,424)
Contractual Services	144,840	144,840	157,173	(12,333)
Membership Dues & Conferences	46,708	46,708	40,513	6,195
Information Technology	51,858	51,858	71,670	(19,812)
Utilities	364,453	364,453	388,121	(23,668)
	<u>5,294,150</u>	<u>5,294,150</u>	<u>5,272,042</u>	<u>22,108</u>
Park Maintenance				
Equipment Replacement & Repair	258,233	258,233	220,695	37,538
Building & Landscape	163,490	163,490	153,884	9,606
	<u>421,723</u>	<u>421,723</u>	<u>374,579</u>	<u>47,144</u>
<b>TOTAL EXPENDITURES</b>	<b>5,715,873</b>	<b>5,715,873</b>	<b>5,646,621</b>	<b>69,252</b>
<b>EXCESS OF REVENUES OVER EXPENDITURES</b>	<b>395,507</b>	<b>395,507</b>	<b>647,506</b>	<b>251,999</b>
<b>OTHER FINANCING USES</b>				
Transfers Out	(700,000)	(700,000)	(700,000)	0
<b>TOTAL OTHER FINANCING USES</b>	<b>(700,000)</b>	<b>(700,000)</b>	<b>(700,000)</b>	<b>0</b>
<b>NET CHANGE IN FUND BALANCE</b>	<b>\$ (304,493)</b>	<b>\$ (304,493)</b>	<b>(52,494)</b>	<b>\$ 251,999</b>
<b>FUND BALANCE, BEGINNING OF YEAR</b>			<u>1,139,507</u>	
<b>END OF YEAR</b>			<u>\$ 1,087,013</u>	

Required Supplementary Information.

**Dundee Township Park District  
Special Recreation Fund  
Budgetary Comparison Schedule  
For The Year Ended April 30, 2017**

	<b>Budgeted Amounts</b>		<b>Actual</b>	<b>Variance With Final Budget</b>
	<b>Original</b>	<b>Final</b>		
<b>REVENUES</b>				
Property Taxes	\$ 570,629	\$ 570,629	\$ 571,824	\$ 1,195
<b>TOTAL REVENUES</b>	<u>570,629</u>	<u>570,629</u>	<u>571,824</u>	<u>1,195</u>
<b>EXPENDITURES</b>				
Program				
Full Time Wages	14,000	14,000	13,873	127
Materials & Services	90,000	90,000	82,423	7,577
Membership Dues & Conferences	304,169	304,169	304,169	0
	<u>408,169</u>	<u>408,169</u>	<u>400,465</u>	<u>7,704</u>
Park Maintenance				
Building & Landscape	115,000	115,000	89,104	25,896
	<u>115,000</u>	<u>115,000</u>	<u>89,104</u>	<u>25,896</u>
<b>TOTAL EXPENDITURES</b>	<u>523,169</u>	<u>523,169</u>	<u>489,569</u>	<u>33,600</u>
<b>EXCESS OF REVENUES OVER EXPENDITURES</b>	47,460	47,460	82,255	34,795
<b>OTHER FINANCING USES</b>				
Transfers Out	<u>(85,000)</u>	<u>(85,000)</u>	<u>(80,000)</u>	<u>5,000</u>
<b>TOTAL OTHER FINANCING USES</b>	<u>(85,000)</u>	<u>(85,000)</u>	<u>(80,000)</u>	<u>5,000</u>
<b>NET CHANGE IN FUND BALANCE</b>	<u>\$ (37,540)</u>	<u>\$ (37,540)</u>	2,255	<u>\$ 39,795</u>
<b>FUND BALANCE, BEGINNING OF YEAR</b>			<u>394,900</u>	
<b>END OF YEAR</b>			<u>\$ 397,155</u>	

Required Supplementary Information.

**Dundee Township Park District  
Capital Projects Fund  
Schedule of Revenues, Expenses, and Changes in Fund Balance  
Budget and Actual  
For The Year Ended April 30, 2017**

	<b>Budgeted Amounts</b>		<b>Actual</b>	<b>Variance With Final Budget</b>
	<b>Original</b>	<b>Final</b>		
<b>REVENUES</b>				
Impact Fees	\$ 66,000	\$ 66,000	\$ 62,096	\$ (3,904)
Bond Interest Rebate	225,000	225,000	225,009	9
<b>TOTAL REVENUES</b>	<u>291,000</u>	<u>291,000</u>	<u>287,105</u>	<u>(3,895)</u>
<b>EXPENDITURES</b>				
Debt Service				
Fees	21,000	21,000	0	21,000
	<u>21,000</u>	<u>21,000</u>	<u>0</u>	<u>21,000</u>
Capital Outlay				
Capital Projects	2,262,008	2,262,008	1,847,671	414,337
	<u>2,262,008</u>	<u>2,262,008</u>	<u>1,847,671</u>	<u>414,337</u>
<b>TOTAL EXPENDITURES</b>	<u>2,283,008</u>	<u>2,283,008</u>	<u>1,847,671</u>	<u>435,337</u>
<b>EXCESS (DEFICIENCY) OF REVENUES OVER EXPENDITURES</b>	(1,992,008)	(1,992,008)	(1,560,566)	431,442
<b>OTHER FINANCING SOURCES (USES)</b>				
Bond Proceeds	435,635	435,635	435,390	(245)
Issuance of Capital Lease Obligation	0	0	97,780	97,780
Transfers In	1,140,000	1,140,000	1,140,000	0
Transfers Out	(304,773)	(304,773)	(304,773)	0
<b>TOTAL OTHER FINANCING SOURCES</b>	<u>1,270,862</u>	<u>1,270,862</u>	<u>1,368,397</u>	<u>97,535</u>
<b>NET CHANGE IN FUND BALANCE</b>	<u>\$ (721,146)</u>	<u>\$ (721,146)</u>	<u>(192,169)</u>	<u>\$ 528,977</u>
<b>FUND BALANCE, BEGINNING OF YEAR</b>			1,628,004	
<b>PRIOR PERIOD ADJUSTMENT</b>			<u>(413,263)</u>	
<b>BEGINNING OF YEAR, RESTATED</b>			<u>1,214,741</u>	
<b>END OF YEAR</b>			<u>\$ 1,022,572</u>	

**Dundee Township Park District  
Debt Service Fund  
Schedule of Revenues, Expenses, and Changes in Fund Balance  
Budget and Actual  
For The Year Ended April 30, 2017**

	<u>Budgeted Amounts</u>		<u>Actual</u>	<u>Variance With Final Budget</u>
	<u>Original</u>	<u>Final</u>		
<b>REVENUES</b>				
Property Taxes	\$ 1,927,847	\$ 1,927,847	\$ 1,932,335	\$ 4,488
<b>TOTAL REVENUES</b>	<u>1,927,847</u>	<u>1,927,847</u>	<u>1,932,335</u>	<u>4,488</u>
<b>EXPENDITURES</b>				
Debt Service				
Principal	2,779,000	2,779,000	2,779,000	0
Interest	898,642	898,642	898,642	0
Fees	0	0	21,029	(21,029)
<b>TOTAL EXPENDITURES</b>	<u>3,677,642</u>	<u>3,677,642</u>	<u>3,698,671</u>	<u>(21,029)</u>
<b>DEFICIENCY OF REVENUES OVER EXPENDITURES</b>	<u>(1,749,795)</u>	<u>(1,749,795)</u>	<u>(1,766,336)</u>	<u>(16,541)</u>
<b>OTHER FINANCING SOURCES</b>				
Bond Proceeds	1,464,365	1,464,365	1,464,365	0
Transfer In	304,773	304,773	304,773	0
<b>TOTAL OTHER FINANCING SOURCES</b>	<u>1,769,138</u>	<u>1,769,138</u>	<u>1,769,138</u>	<u>0</u>
<b>NET CHANGE IN FUND BALANCE</b>	<u>\$ 19,343</u>	<u>\$ 19,343</u>	<u>2,802</u>	<u>\$ (16,541)</u>
<b>FUND BALANCE, BEGINNING OF YEAR</b>			<u>172,906</u>	
<b>END OF YEAR</b>			<u>\$ 175,708</u>	

**Dundee Township Park District  
Randall Oaks Golf Course Fund  
Schedule of Revenues, Expenses and Change in Fund Net Position  
Budget and Actual  
For The Year Ended April 30, 2017**

	Budgeted Amounts		Actual	Variance With Final Budget
	Original	Final		
<b>OPERATING REVENUES</b>				
Golf Programs & Fees	\$ 1,379,006	\$ 1,379,006	\$ 1,334,851	\$ (44,155)
Proshop Merchandise	146,377	146,377	153,322	6,945
Food & Beverage	1,000,116	1,000,116	965,537	(34,579)
Miscellaneous	41,266	41,266	52,406	11,140
<b>TOTAL OPERATING REVENUES</b>	<u>2,566,765</u>	<u>2,566,765</u>	<u>2,506,116</u>	<u>(60,649)</u>
<b>OPERATING EXPENSES</b>				
Golf Administrative and Program				
Full Time Wages	647,570	647,570	654,142	(6,572)
Part Time Wages	673,401	673,401	676,859	(3,458)
Staff Health Insurance & Benefits	189,500	189,500	204,536	(15,036)
Materials & Supplies	586,793	586,793	638,838	(52,045)
Contractual Services	95,316	95,316	98,692	(3,376)
Membership Dues & Conferences	8,821	8,821	6,752	2,069
Information Technology	6,200	6,200	6,346	(146)
Utilities	79,380	79,380	85,779	(6,399)
	<u>2,286,981</u>	<u>2,286,981</u>	<u>2,371,944</u>	<u>(84,963)</u>
Golf Course Maintenance				
Equipment Repair & Maintenance	114,724	114,724	122,632	(7,908)
Building & Landscape	205,060	205,060	208,496	(3,436)
	<u>319,784</u>	<u>319,784</u>	<u>331,128</u>	<u>(11,344)</u>
<b>TOTAL OPERATING EXPENSES</b>	<u>2,606,765</u>	<u>2,606,765</u>	<u>2,703,072</u>	<u>(96,307)</u>
<b>OPERATING LOSS BEFORE DEPRECIATION</b>	(40,000)	(40,000)	(196,956)	(156,956)
<b>DEPRECIATION</b>	<u>0</u>	<u>0</u>	<u>(267,000)</u>	<u>(267,000)</u>
<b>OPERATING LOSS</b>	(40,000)	(40,000)	(463,956)	(423,956)
<b>NON-OPERATING REVENUES</b>				
Capital Contributions	0	0	194,139	194,139
Transfers In	40,000	40,000	40,000	0
<b>TOTAL NON-OPERATING REVENUES</b>	<u>40,000</u>	<u>40,000</u>	<u>234,139</u>	<u>194,139</u>
<b>CHANGE IN FUND NET POSITION</b>	<u>\$ 0</u>	<u>\$ 0</u>	<u>(229,817)</u>	<u>\$ (229,817)</u>
<b>NET POSITION,</b>				
<b>BEGINNING OF YEAR</b>			2,464,810	
<b>PRIOR PERIOD ADJUSTMENT</b>			<u>359,632</u>	
<b>BEGINNING OF YEAR, RESTATED</b>			<u>2,824,442</u>	
<b>END OF YEAR</b>			<u>\$ 2,594,625</u>	

**Dundee Township Park District  
 Bonnie Dundee Golf Course Fund  
 Schedule of Revenues, Expenses and Change in Fund Net Position  
 Budget and Actual  
 For The Year Ended April 30, 2017**

	<u>Budgeted Amounts</u>		<u>Actual</u>	<u>Variance With Final Budget</u>
	<u>Original</u>	<u>Final</u>		
<b>OPERATING REVENUES</b>				
Golf Programs & Fees	\$ 608,960	\$ 608,960	\$ 602,411	\$ (6,549)
Proshop Merchandise	24,000	24,000	27,607	3,607
Food & Beverage	142,000	142,000	119,255	(22,745)
Miscellaneous	9,000	9,000	11,588	2,588
<b>TOTAL OPERATING REVENUES</b>	<u>783,960</u>	<u>783,960</u>	<u>760,861</u>	<u>(23,099)</u>
<b>OPERATING EXPENSES</b>				
Golf Administrative and Program				
Full Time Wages	255,975	255,975	281,488	(25,513)
Part Time Wages	226,368	226,368	209,898	16,470
Staff Health Insurance & Benefits	78,800	78,800	67,849	10,951
Materials & Supplies	135,450	135,450	154,612	(19,162)
Contractual Services	39,875	39,875	38,070	1,805
Membership Dues & Conferences	4,850	4,850	2,611	2,239
Information Technology	25,625	25,625	26,360	(735)
Utilities	12,155	12,155	8,846	3,309
	<u>779,098</u>	<u>779,098</u>	<u>789,734</u>	<u>(10,636)</u>
Golf Administrative and Program				
Equipment Repair & Maintenance	40,909	40,909	30,520	10,389
Building & Landscape	95,400	95,400	78,084	17,316
	<u>136,309</u>	<u>136,309</u>	<u>108,604</u>	<u>27,705</u>
<b>TOTAL OPERATING EXPENSES</b>	<u>915,407</u>	<u>915,407</u>	<u>898,338</u>	<u>17,069</u>
<b>OPERATING LOSS BEFORE DEPRECIATION</b>	<u>(131,447)</u>	<u>(131,447)</u>	<u>(137,477)</u>	<u>(6,030)</u>
<b>DEPRECIATION</b>	<u>0</u>	<u>0</u>	<u>(34,738)</u>	<u>(34,738)</u>
<b>OPERATING LOSS</b>	<u>(131,447)</u>	<u>(131,447)</u>	<u>(172,215)</u>	<u>(40,768)</u>
<b>NON-OPERATING REVENUES</b>				
Capital Contributions	0	0	32,654	32,654
<b>TOTAL NON-OPERATING REVENUES</b>	<u>0</u>	<u>0</u>	<u>32,654</u>	<u>32,654</u>
<b>CHANGE IN FUND NET POSITION</b>	<u>\$ (131,447)</u>	<u>\$ (131,447)</u>	<u>(139,561)</u>	<u>\$ (8,114)</u>
<b>NET POSITION, BEGINNING OF YEAR</b>			4,896,057	
<b>PRIOR PERIOD ADJUSTMENT BEGINNING OF YEAR, RESTATED</b>			53,631	
			<u>4,949,688</u>	
<b>END OF YEAR</b>			<u>\$ 4,810,127</u>	



Dundee Township Park District  
 Non-Major Governmental Funds  
 Combining Balance Sheet  
 April 30, 2017

	Special Revenue				Permanent Fund	Total
	Illinois Municipal Retirement	Social Security	Liability Insurance	Police	Working Cash	
<b>ASSETS</b>						
Cash	\$ 48,045	\$ 41,754	\$ 22,320	\$ 0	\$ 180,325	\$ 292,444
Property Taxes Receivable	390,999	430,005	373,376	109,995	0	1,304,375
<b>TOTAL ASSETS</b>	<b>439,044</b>	<b>471,759</b>	<b>395,696</b>	<b>109,995</b>	<b>180,325</b>	<b>1,596,819</b>
<b>TOTAL DEFERRED OUTFLOWS</b>	<b>0</b>	<b>0</b>	<b>0</b>	<b>0</b>	<b>0</b>	<b>0</b>
<b>TOTAL ASSETS AND DEFERRED OUTFLOWS</b>	<b>439,044</b>	<b>471,759</b>	<b>395,696</b>	<b>109,995</b>	<b>180,325</b>	<b>1,596,819</b>
<b>LIABILITIES</b>						
Accrued Expenses	54,330	0	0	0	0	54,330
Accrued Wages	0	0	256	1,192	0	1,448
Due to Other Funds	0	0	0	20,319	0	20,319
<b>TOTAL LIABILITIES</b>	<b>54,330</b>	<b>0</b>	<b>256</b>	<b>21,511</b>	<b>0</b>	<b>76,097</b>
<b>DEFERRED INFLOWS</b>						
Deferred Property Taxes	390,999	430,005	373,376	109,995	0	1,304,375
<b>TOTAL DEFERRED INFLOWS</b>	<b>390,999</b>	<b>430,005</b>	<b>373,376</b>	<b>109,995</b>	<b>0</b>	<b>1,304,375</b>
<b>FUND BALANCES</b>						
Non-spendable	0	0	0	0	180,325	180,325
Restricted	0	41,754	22,064	0	0	63,818
Unassigned	(6,285)	0	0	(21,511)	0	(27,796)
<b>TOTAL FUND BALANCES</b>	<b>(6,285)</b>	<b>41,754</b>	<b>22,064</b>	<b>(21,511)</b>	<b>180,325</b>	<b>216,347</b>
<b>TOTAL LIABILITIES, DEFERRED INFLOWS AND FUND BALANCES</b>	<b>\$ 439,044</b>	<b>\$ 471,759</b>	<b>\$ 395,696</b>	<b>\$ 109,995</b>	<b>\$ 180,325</b>	<b>\$ 1,596,819</b>

**Dundee Township Park District  
 Non-Major Governmental Funds  
 Combining Statement of Revenue, Expenditures and Changes in Fund Balances (Deficits)  
 For The Year Ended April 30, 2017**

	Special Revenue				Permanent Fund	Total
	Illinois Municipal Retirement	Social Security	Liability Insurance	Police	Working Cash	
<b>REVENUES</b>						
Property Taxes	\$ 362,679	\$ 477,901	\$ 407,139	\$ 65,188	\$ 0	\$ 1,312,907
Replacement Taxes	35,451	45,278	0	0	0	80,729
Miscellaneous	0	0	1,500	0	0	1,500
<b>TOTAL REVENUES</b>	<u>398,130</u>	<u>523,179</u>	<u>408,639</u>	<u>65,188</u>	<u>0</u>	<u>1,395,136</u>
<b>EXPENDITURES</b>						
Pension Contributions	476,640	0	0	0	0	476,640
Social Security	0	531,600	0	0	0	531,600
Liability Insurance	0	0	379,645	0	0	379,645
Police	0	0	0	84,326	0	84,326
<b>TOTAL EXPENDITURES</b>	<u>476,640</u>	<u>531,600</u>	<u>379,645</u>	<u>84,326</u>	<u>0</u>	<u>1,472,211</u>
<b>NET CHANGE IN FUND BALANCES (DEFICITS)</b>	(78,510)	(8,421)	28,994	(19,138)	0	(77,075)
<b>FUND BALANCES (DEFICITS), BEGINNING OF YEAR</b>	<u>72,225</u>	<u>50,175</u>	<u>(6,930)</u>	<u>(2,373)</u>	<u>180,325</u>	<u>293,422</u>
<b>END OF YEAR</b>	<u>\$ (6,285)</u>	<u>\$ 41,754</u>	<u>\$ 22,064</u>	<u>\$ (21,511)</u>	<u>\$ 180,325</u>	<u>\$ 216,347</u>

**Dundee Township Park District  
 Illinois Municipal Retirement Fund  
 Schedule of Revenues, Expenditures and Changes in Fund Balance (Deficit)  
 Budget and Actual  
 For The Year Ended April 30, 2017**

	<u>Budgeted Amounts</u>		<u>Actual</u>	<u>Variance With Final Budget</u>
	<u>Original</u>	<u>Final</u>		
<b>REVENUES</b>				
Property Taxes	\$ 361,918	\$ 361,918	\$ 362,679	\$ 761
Intergovernmental - Replacement Taxes	60,000	60,000	35,451	(24,549)
<b>TOTAL REVENUES</b>	<u>421,918</u>	<u>421,918</u>	<u>398,130</u>	<u>(23,788)</u>
<b>EXPENDITURES</b>				
Pension Contributions	490,000	490,000	476,640	13,360
<b>TOTAL EXPENDITURES</b>	<u>490,000</u>	<u>490,000</u>	<u>476,640</u>	<u>13,360</u>
<b>NET CHANGE IN FUND BALANCE (DEFICIT)</b>	<u>\$ (68,082)</u>	<u>\$ (68,082)</u>	(78,510)	<u>\$ (10,428)</u>
<b>FUND BALANCE (DEFICIT), BEGINNING OF YEAR</b>			<u>72,225</u>	
<b>END OF YEAR</b>			<u>\$ (6,285)</u>	

**Dundee Township Park District  
Social Security Fund  
Schedule of Revenues, Expenditures and Changes in Fund Balance  
Budget and Actual  
For The Year Ended April 30, 2017**

	<u>Budgeted Amounts</u>		<u>Actual</u>	<u>Variance With Final Budget</u>
	<u>Original</u>	<u>Final</u>		
<b>REVENUES</b>				
Property Taxes	\$ 477,069	\$ 477,069	\$ 477,901	\$ 832
Intergovernmental - Replacement Taxes	39,000	39,000	45,278	6,278
<b>TOTAL REVENUES</b>	<u>516,069</u>	<u>516,069</u>	<u>523,179</u>	<u>7,110</u>
<b>EXPENDITURES</b>				
Social Security	<u>515,000</u>	<u>515,000</u>	<u>531,600</u>	<u>(16,600)</u>
<b>TOTAL EXPENDITURES</b>	<u>515,000</u>	<u>515,000</u>	<u>531,600</u>	<u>(16,600)</u>
<b>NET CHANGE IN FUND BALANCE</b>	<u>\$ 1,069</u>	<u>\$ 1,069</u>	(8,421)	<u>\$ (9,490)</u>
<b>FUND BALANCE, BEGINNING OF YEAR</b>			<u>50,175</u>	
<b>END OF YEAR</b>			<u>\$ 41,754</u>	

**Dundee Township Park District  
 Liability Insurance Fund  
 Schedule of Revenues, Expenditures and Changes in Fund Balance (Deficit)  
 Budget and Actual  
 For The Year Ended April 30, 2017**

	<u>Budgeted Amounts</u>		<u>Actual</u>	<u>Variance With Final Budget</u>
	<u>Original</u>	<u>Final</u>		
<b>REVENUES</b>				
Property Taxes	\$ 406,003	\$ 406,003	\$ 407,139	\$ 1,136
Miscellaneous	0	0	1,500	1,500
<b>TOTAL REVENUES</b>	<u>406,003</u>	<u>406,003</u>	<u>408,639</u>	<u>2,636</u>
<b>EXPENDITURES</b>				
Liability Insurance				
Insurance	376,142	376,142	368,094	8,048
Full Time Wages	11,650	11,650	11,551	99
<b>TOTAL EXPENDITURES</b>	<u>387,792</u>	<u>387,792</u>	<u>379,645</u>	<u>8,147</u>
<b>NET CHANGE IN FUND BALANCE (DEFICIT)</b>	<u>\$ 18,211</u>	<u>\$ 18,211</u>	28,994	<u>\$ 10,783</u>
<b>FUND BALANCE (DEFICIT), BEGINNING OF YEAR</b>			<u>(6,930)</u>	
<b>END OF YEAR</b>			<u>\$ 22,064</u>	

**Dundee Township Park District  
Police Fund  
Schedule of Revenues, Expenditures and Changes in Fund Deficit  
Budget and Actual  
For The Year Ended April 30, 2017**

	<u>Budgeted Amounts</u>		<u>Actual</u>	<u>Variance With Final Budget</u>
	<u>Original</u>	<u>Final</u>		
<b>REVENUES</b>				
Property Taxes	\$ 65,006	\$ 65,006	\$ 65,188	\$ 182
<b>TOTAL REVENUES</b>	<u>65,006</u>	<u>65,006</u>	<u>65,188</u>	<u>182</u>
<b>EXPENDITURES</b>				
Police				
Part Time Wages	40,000	40,000	52,536	(12,536)
Miscellaneous	25,006	25,006	31,790	(6,784)
<b>TOTAL EXPENDITURES</b>	<u>65,006</u>	<u>65,006</u>	<u>84,326</u>	<u>(19,320)</u>
<b>NET CHANGE IN FUND DEFICIT</b>	<u>\$ 0</u>	<u>\$ 0</u>	(19,138)	<u>\$ (19,138)</u>
<b>FUND DEFICIT, BEGINNING OF YEAR</b>			<u>(2,373)</u>	
<b>END OF YEAR</b>			<u>\$ (21,511)</u>	

**Dundee Township Park District**  
**Working Cash Fund**  
**Schedule of Revenues, Expenditures and Changes in Fund Balance**  
**No Legally Adopted Budget**  
**For The Year Ended April 30, 2017**

---

TOTAL REVENUES	<u>\$ 0</u>
TOTAL EXPENDITURES	<u>0</u>
NET CHANGE IN FUND BALANCE	0
FUND BALANCE, BEGINNING OF YEAR	<u>180,325</u>
END OF YEAR	<u><u>\$ 180,325</u></u>

**Dundee Township Park District  
 Schedule of Legal Debt Margin  
 For The Year Ended April 30, 2017**

---

Assessed Valuation - 2015 Tax Year	
Kane County	\$ 1,450,849,721
Cook County	<u>472,654</u>
	<u><u>\$ 1,451,322,375</u></u>
 Statutory Debt Limitation (2.875% of assessed valuation)	 \$ 41,725,518
 Total Debt Applicable to Limitation	 <u>19,014,755</u>
 Legal Debt Margin	 <u><u>\$ 22,710,763</u></u>